## Deklarované vlastnosti výrobku

| | | | | |
|---|---|---|---|---|
| Harmonizovaná norma | ✓ EN 13240<br>EN 13229 | EN 16510<br>✓ Ecodesign | ✓ DIN+<br>✓ BImSchV2 | DIBt<br>✓ 15a B-VG 2015 |

| | | |
|---|---|---|
| Klasifikace výrobku | Type BE | |
| Energetická účinnost ($\eta_{nom}$) | 85,7 | % |
| Index energetické účinnosti | 114,3 | |
| Energetický štítek | A+ | |
| Palivo | Kusové dřevo | |
| Doporučená délka paliva | 180-350 | mm |
| Průměrná spotřeba paliva | 1,63 | kg/h |
| Povolená dávka paliva | 2,2 | kg/h |
| Interval dodávky paliva | 1 hodina | |
| Množství spalovacího vzduchu | 20,7 | $m^3/h$ |
| Jmenovitý výkon ($P_{nom}$) | 5,7 | kW |
| Jmenovitý výkon teplovodního výměníku ($P_{Wnom}$) | --- | kW |
| Maximální provozní přetlak ($p_w$) | --- | bar |
| Hmotnostní průtok suchých spalin pro výpočet spalinových cest | 6,4 | g/s |
| Teplota spalin při jmenovitém tepelném výkonu ($T_{nom}$) | 206 | °C |
| Průměrná teplota spalin za hrdlem při jmenovitém tepelném výkonu | 213 | °C |
| Provozní tah ($p_{nom}$) | 12 | Pa |
| Teplotní třída komína | T400 | |
| Připojení na společný komín | Ano | |
| Prach $O_2$ = 13 % ($PM_{nom}$) | 11 | $mg/Nm^3$ |
| Emise spalin (CO ve spalinách při $O_2$ = 13 %) ($CO_{nom}$) | 0,0752<br>940 | %<br>$mg/Nm^3$ |
| OGC $O_2$ = 13 % ($OGC_{nom}$) | 53 | $mg/Nm^3$ |
| NOx $O_2$ = 13 % ($NO_{Xnom}$) | 118 | $mg/Nm^3$ |
| Automatická regulace hoření | --- | |
| Spotřeba elektrické energie (*W*) | --- | W |
| Stálá ztráta vzduchu ($V_h$) | --- | $m^3_N/h$ |
| Přerušovaný provoz (INT) / Nepřetržitý provoz (CON) | INT | |

## Základní technické údaje

| | | | |
|---|---|---|---|
| Rozměry | Výška (H)<br>Šířka (W)<br>Hloubka (L) | 1826<br>722<br>456 | mm<br>mm<br>mm |
| Rozměry spalovací komory | Výška (H)<br>Šířka (W)<br>Hloubka (L) | 436<br>470<br>210 | mm<br>mm<br>mm |
| Rozměry dveří topeniště | Výška (H)<br>Šířka (W)<br>Hloubka (L) | 407<br>578<br>307 | mm<br>mm<br>mm |
| Výška osy zadního (bočního) vývodu | | 1519 | mm |
| Objem teplovodního výměníku | | --- | l |
| Průměr kouřovodu | | 150 | mm |
| Průměr kouřového hrdla ($D_{out}$) | | 150 | mm |
| Průměr centrálního přívodu vzduchu | | 125 | mm |
| Hmotnost | | 303 | kg |
| Plocha vstupní větrací mřížky | | --- | $cm^2$ |
| Plocha výstupní větrací mřížky | | --- | $cm^2$ |

## Vzdálenost od hořlavých materiálů

| | | |
|---|---|---|
| Zadní ($d_R$) | 100 | mm |
| Čelní ($d_P$) | 800 | mm |
| Čelní k podlaze ($d_F$) | --- | mm |
| Boční ($d_S$) | 100 | mm |
| Boční se sklem ($d_{S1}$) | 800 | mm |
| Boční – výklenek ($d_{S2}$) | --- | mm |
| Boční – umístění 45° ($d_{S3}$) | --- | mm |
| Boční záření ($d_L$) | --- | mm |
| Od podlahy ($d_B$) | --- | mm |
| Od stropu ($d_C$) | 800 | mm |

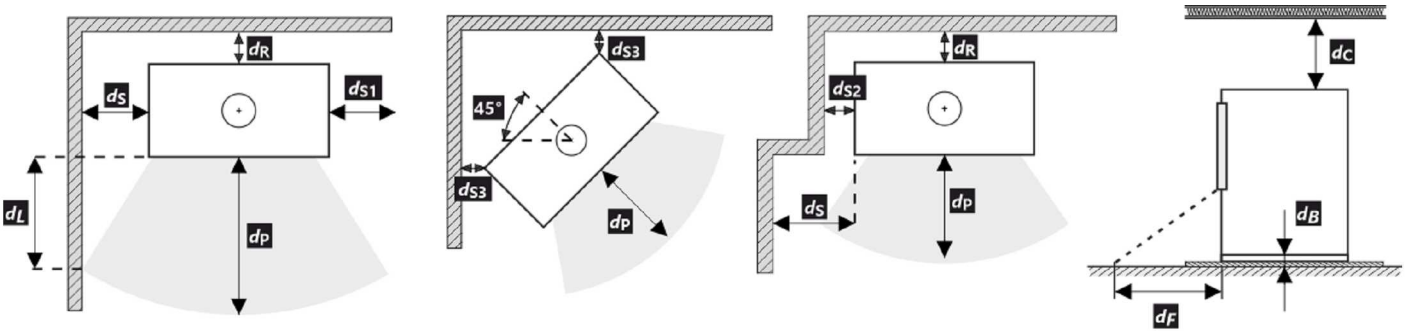


## Vzdálenost od nehořlavých materiálů

| | | |
|---|---|---|
| Zadní ($d_R$) | --- | mm |
| Boční ($d_S$) | --- | mm |

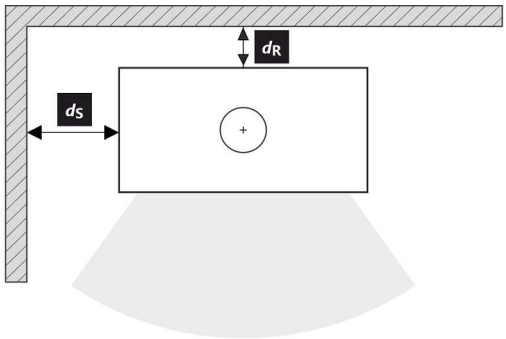

## Deklarované vlastnosti výrobku

| | | | | | |
|---|---|---|---|---|---|
| Harmonizovaná norma | ✓ EN 13240<br>EN 13229 | EN 16510<br>✓ Ecodesign | ✓ DIN+<br>✓ BImSchV2 | DIBt<br>✓ 15a B-VG 2015 | |
| Klasifikácia výrobku | | | | Type BE | |
| Energetická účinnosť ($\eta_{nom}$) | | | | 85,7 | % |
| Index energetickej účinnosti | | | | 114,3 | |
| Energetický štítok | | | | A+ | |
| Palivo | | | | Kusové drevo | |
| Dĺžka paliva | | | | 180-350 | mm |
| Priemerná spotreba paliva | | | | 1,63 | kg/h |
| Povolená dávka paliva | | | | 2,2 | kg/h |
| Interval dodávky paliva | | | | 1 hodina | |
| Množstvo spaľovacieho vzduchu | | | | 20,7 | $m^3/h$ |
| Menovitý výkon ($P_{nom}$) | | | | 5,7 | kW |
| Menovitý výkon teplovodného výmenníka ($P_{Wnom}$) | | | | --- | kW |
| Maximálny prevádzkový pretlak ($p_w$) | | | | --- | bar |
| Hmotnostný prietok suchých spalín na výpočet spalinovej cesty | | | | 6,4 | g/s |
| Teplota spalín pri menovitom tepelnom výkone ($T_{nom}$) | | | | 206 | °C |
| Priemerná teplota spalín pri menovitom tepelnom výkone za hrdlom | | | | 213 | °C |
| Prevádzkový ťah ($p_{nom}$) | | | | 12 | Pa |
| Teplotná trieda komína | | | | T400 | |
| Pripojenie na spoločný komín | | | | Áno | |
| Prach $O_2$ = 13 % ($PM_{nom}$) | | | | 11 | $mg/Nm^3$ |
| Emisie spalín (CO v spalinách pri $O_2$ = 13 %) ($CO_{nom}$) | | | | 0,0752<br>940 | %<br>$mg/Nm^3$ |
| OGC $O_2$ = 13 % ($OGC_{nom}$) | | | | 53 | $mg/Nm^3$ |
| NOx $O_2$ = 13 % ($NO_{Xnom}$) | | | | 118 | $mg/Nm^3$ |
| Automatická regulácia spaľovania | | | | --- | |
| Spotreba elektrickej energie (*W*) | | | | --- | W |
| Stála strata vzduchu ($V_h$) | | | | --- | $m^3_N/h$ |
| Prerušovaná prevádzka (INT) / Nepretržitá prevádzka (CON) | | | | INT | |

## Základní technické údaje

| | | | |
|---|---|---|---|
| Rozmery | Výška (H)<br>Šírka(W)<br>Hĺbka (L) | 1826<br>722<br>456 | mm<br>mm<br>mm |
| Rozmery spaľovacej komory | Výška (H)<br>Šírka(W)<br>Hĺbka (L) | 436<br>470<br>210 | mm<br>mm<br>mm |
| Rozmery dvierok ohniska | Výška (H)<br>Šírka(W)<br>Hĺbka (L) | 407<br>578<br>307 | mm<br>mm<br>mm |
| Výška osi zadného (bočného) vývodu | | 1519 | mm |
| Objem teplovodného výmenníka | | --- | l |
| Priemer dymovodu | | 150 | mm |
| Priemer dymového hrdla ($D_{out}$) | | 150 | mm |
| Priemer centrálneho prívodu vzduchu | | 125 | mm |
| Hmotnosť | | 303 | kg |
| Oblasť vstupnej vetracej mriežky | | --- | $cm^2$ |
| Oblasť výstupnej vetracej mriežky | | --- | $cm^2$ |

## Vzdialenosť od horľavých materiálov

| | | |
|---|---|---|
| Zadná ($d_R$) | 100 | mm |
| Čelná ($d_P$) | 800 | mm |
| Čelná k podlahe ($d_F$) | --- | mm |
| Bočná ($d_S$) | 100 | mm |
| Bočná presklená stena ($d_{S1}$) | 800 | mm |
| Bočná – výklenok ($d_{S2}$) | --- | mm |
| Bočná – umiestnenia 45° ($d_{S3}$) | --- | mm |
| Bočné žiarenie ($d_L$) | --- | mm |
| Od podlahy ($d_B$) | --- | mm |
| Od stropu ($d_C$) | 800 | mm |

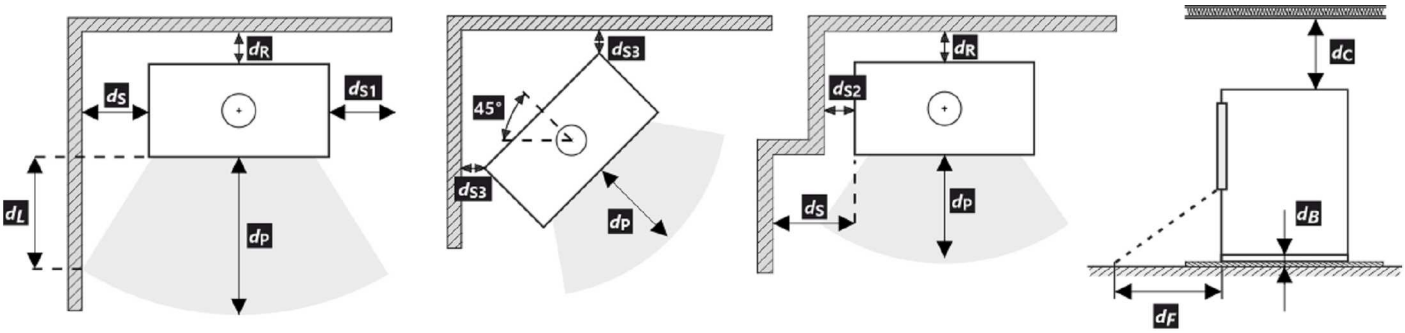


## Vzdialenosť od nehorľavých materiálov

| | | |
|---|---|---|
| Zadná ($d_R$) | --- | mm |
| Bočná ($d_S$) | --- | mm |

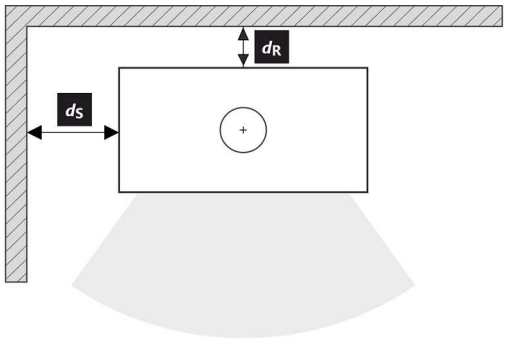

## Deklarowane właściwości produktu

| | | | | |
|---|---|---|---|---|
| Powiązana specyfikacja techniczna | ✓ EN 13240<br>EN 13229 | EN 16510<br>✓ Ecodesign | ✓ DIN+<br>✓ BImSchV2 | DIBt<br>✓ 15a B-VG 2015 |

| | | |
|---|---|---|
| Klasyfikacja produktu | Type BE | |
| Sprawność energetyczna ($\eta_{nom}$) | 85,7 | % |
| Współczynnik efektywności energetycznej | 114,3 | |
| Etykieta energetyczna | A+ | |
| Opał | Kawałek drewna | |
| Długość polan | 180-350 | mm |
| Nominalna dawka opału | 1,63 | kg/h |
| Dopuszczalna dawka opału | 2,2 | kg/h |
| Interwał dokładania | 1 godzina | |
| Ilość powietrza do spalania | 20,7 | $m^3/h$ |
| Moc cieplna znamionowa ($P_{nom}$) | 5,7 | kW |
| Moc znamionowa wymiennika ciepła ($P_{Wnom}$) | --- | kW |
| Maksymalne nadciśnienie robocze ($p_w$) | --- | bar |
| Masa cząstek stałych w spalinach | 6,4 | g/s |
| Temperatura spalin przy znamionowej mocy cieplnej | 206 | °C |
| Średnia temperatura spalin przy szyjce przy nominalnej mocy cieplnej | 213 | °C |
| Ciąg komin ($p_{nom}$) | 12 | Pa |
| Klasa temperaturowa komina | T400 | |
| Podłączenie do wspólnego komina | Tak | |
| Pył $O_2$ = 13 % ($PM_{nom}$) | 11 | $mg/Nm^3$ |
| Emisja spalin (CO w gazach spalinowych przy $O_2$ = 13 %) ($CO_{nom}$) | 0,0752<br>940 | %<br>$mg/Nm^3$ |
| OGC $O_2$ = 13 % ($OGC_{nom}$) | 53 | $mg/Nm^3$ |
| NOx $O_2$ = 13 % ($NO_{Xnom}$) | 118 | $mg/Nm^3$ |
| Automatyczna regulacja spalania | --- | |
| Zużycie energii elektrycznej (*W*) | --- | W |
| Standing air loss ($V_h$) | --- | $m^3_N/h$ |
| Praca przerywana (INT) / Praca ciągła (CON) | INT | |

## Podstawowe dane techniczne

| | | | |
|---|---|---|---|
| Wymiary podstawowe | Wysokość (H)<br>Szerokość (W)<br>Głębokość (L) | 1826<br>722<br>456 | mm<br>mm<br>mm |
| Wymiary komory spalania | Wysokość (H)<br>Szerokość (W)<br>Głębokość (L) | 436<br>470<br>210 | mm<br>mm<br>mm |
| Wymiary drzwiczek paleniska | Wysokość (H)<br>Szerokość (W)<br>Głębokość (L) | 407<br>578<br>307 | mm<br>mm<br>mm |
| Wysokość osi tylnego (bocznego) wylotu spalin | | 1519 | mm |
| Pojemność płaszcza wodnego | | --- | l |
| Średnica komina | | 150 | mm |
| Średnica wylotu spalin ($D_{out}$) | | 150 | mm |
| Średnica CDP – centralnego doprowadzenia powietrza | | 125 | mm |
| Waga | | 303 | kg |
| Powierzchnia kratki konwekcyjnej – wlot | | --- | $cm^2$ |
| Powierzchnia kratki konwekcyjnej – wylot | | --- | $cm^2$ |

## Odległość od materiałów palnych

| | | |
|---|---|---|
| Tylna ($d_R$) | 100 | mm |
| Czołowa ($d_P$) | 800 | mm |
| Czołowa do podłogi ($d_F$) | --- | mm |
| Boczne ($d_S$) | 100 | mm |
| Od strony szkła ścianki ($d_{S1}$) | 800 | mm |
| Boczne – nisza ($d_{S2}$) | --- | mm |
| Boczne – lokalizacja 45° ($d_{S3}$) | --- | mm |
| Promieniowanie boczne ($d_L$) | --- | mm |
| Od podłogi ($d_B$) | --- | mm |
| Z sufitu ($d_C$) | 800 | mm |

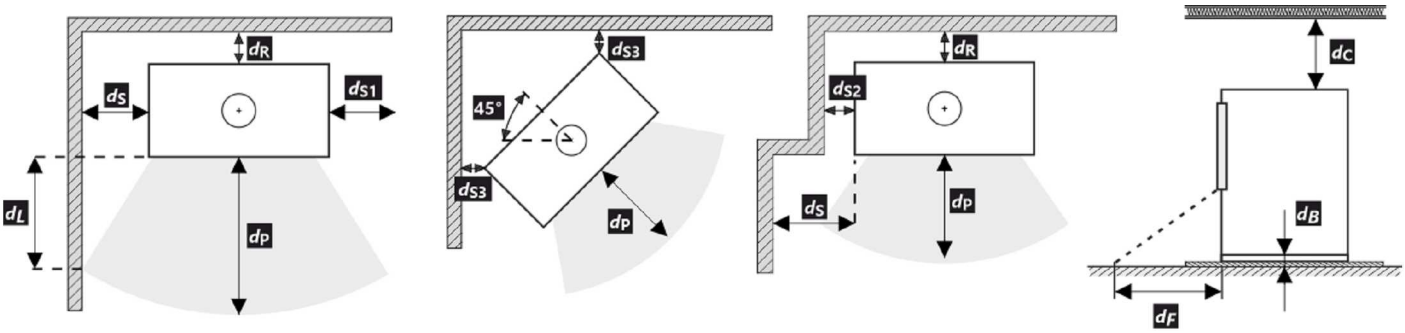


## Odległość od materiałów niepalnych

| | | |
|---|---|---|
| Tylna ($d_R$) | --- | mm |
| Boczne ($d_S$) | --- | mm |

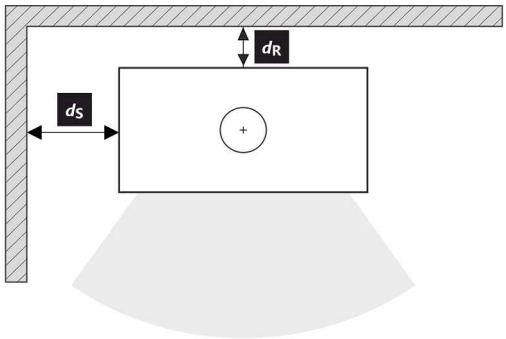

## A termék deklarált jellemzői

| | | | | |
|---|---|---|---|---|
| Harmonizált műszaki előírások | ✓ EN 13240<br>EN 13229 | EN 16510<br>✓ Ecodesign | ✓ DIN+<br>✓ BImSchV2 | DIBt<br>✓ 15a B-VG 2015 |

| | | |
|---|---|---|
| Termékosztályozás | Type BE | |
| Energetikai hatásfok ($\eta_{nom}$) | 85,7 | % |
| Energiahatékonysági mutató | 114,3 | |
| Energia címke | A+ | |
| Üzemanyag | Darabos fa | |
| Üzemanyag hossza | 180-350 | mm |
| Átlagos üzemanyag – fogyasztás | 1,63 | kg/h |
| Megengedett üzemanyag mennyiség | 2,2 | kg/h |
| Üzemanyag – ellátási intervallum | 1 óra | |
| Az égési levegő mennyisége | 20,7 | $m^3/h$ |
| Névleges teljesítmény ($P_{nom}$) | 5,7 | kW |
| A melegvíz hőcserélő névleges teljesítménye ($P_{W nom}$) | --- | kW |
| Maximális üzemi túlnyomás ($p_w$) | --- | bar |
| Száraz füstgáz tömegáram hő-és áramlástechnikai számításához | 6,4 | g/s |
| Égéstermék-hőmérséklet névleges hőteljesítmény mellett ($T_{nom}$) | 206 | °C |
| A füstgáz hőmérséklete a füstcsonk mögött a névleges hőteljesítménynél | 213 | °C |
| Huzatigény ($p_{nom}$) | 12 | Pa |
| A kémény hőmérsékleti osztálya | T400 | |
| Csatlakozás a közös kéményhez | Igen | |
| Por $O_2$ = 13 % ($PM_{nom}$) | 11 | $mg/Nm^3$ |
| Égéstermék-kibocsátás (CO a füstgázban $O_2$ = 13 %) ($CO_{nom}$) | 0,0752<br>940 | %<br>$mg/Nm^3$ |
| OGC $O_2$ = 13 % ($OGC_{nom}$) | 53 | $mg/Nm^3$ |
| NOx $O_2$ = 13 % ($NO_{Xnom}$) | 118 | $mg/Nm^3$ |
| Automatikus égésszabályozás | --- | |
| Villamosenergia-fogyasztás (*W*) | --- | W |
| Álló légveszteség ($V_h$) | --- | $m^3_N/h$ |
| Szakaszos működésre (INT) / Folytonos működésre (CON) | INT | |

## Alapvető műszaki adatok

| | | | |
|---|---|---|---|
| Fő méretek | Magasság (H)<br>Szélesség (W)<br>Mélység (L) | 1826<br>722<br>456 | mm<br>mm<br>mm |
| Az égéstér méretei | Magasság (H)<br>Szélesség (W)<br>Mélység (L) | 436<br>470<br>210 | mm<br>mm<br>mm |
| Kandalló ajtó méretei | Magasság (H)<br>Szélesség (W)<br>Mélység (L) | 407<br>578<br>307 | mm<br>mm<br>mm |
| A hátsó (oldalsó) bekötés tengelymagassága | | 1519 | mm |
| A melegvíz-cserélő térfogata | | --- | l |
| A füstcső átmérője | | 150 | mm |
| A füstcsőcsonk átmérője ($D_{out}$) | | 150 | mm |
| A külső levegő csatlakozás átmérője | | 125 | mm |
| Súly | | 303 | kg |
| A bemeneti szellőzőrács területe | | --- | $cm^2$ |
| A Kimeneti szellőzőrács területe | | --- | $cm^2$ |

Suchdol nad Odrou, 22. 06. 2023

## Távolság gyúlékony anyagoktól

| | | |
|---|---|---|
| Hátsó fal ($d_R$) | 100 | mm |
| Első ($d_P$) | 800 | mm |
| Első a padlóra ($d_F$) | --- | mm |
| Oldalfal ($d_S$) | 100 | mm |
| Oldalfal üveggel ($d_{S1}$) | 800 | mm |
| Oldalfal – bemélyedése ($d_{S2}$) | --- | mm |
| Oldalfal – elhelyezése 45° ($d_{S3}$) | --- | mm |
| Oldalirányú sugárzás ($d_L$) | --- | mm |
| A padlóról ($d_B$) | --- | mm |
| Mennyezettől ($d_C$) | 800 | mm |

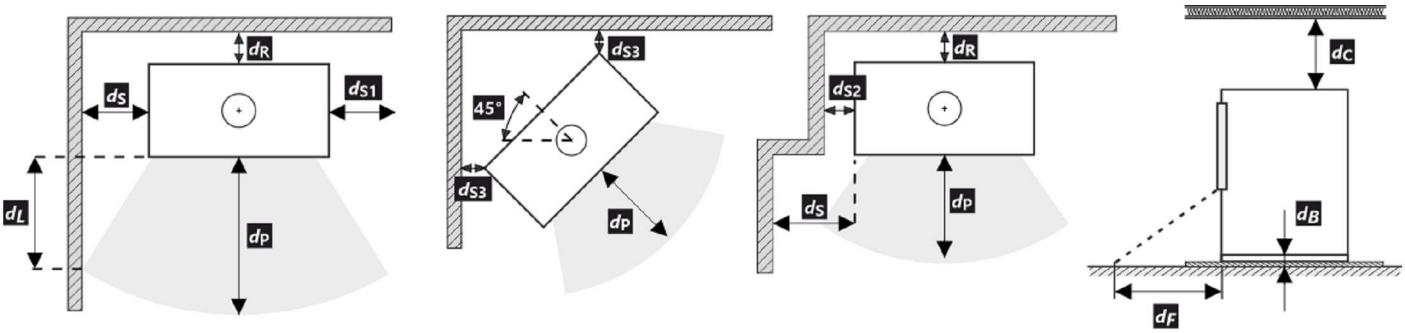


## Távolság nem gyúlékony anyagoktól

| | | |
|---|---|---|
| Hátsó fal ($d_R$) | --- | mm |
| Oldalfal ($d_S$) | --- | mm |

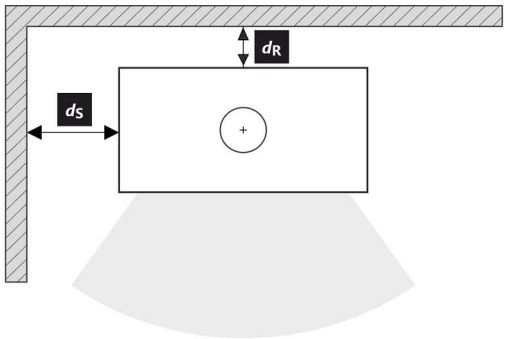

## Декларированные свойства изделия

| | | | | | |
|---|---|---|---|---|---|
| Гармонизированный стандарт | ✓ EN 13240<br>EN 13229 | EN 16510<br>✓ Ecodesign | ✓ DIN+<br>✓ BImSchV2 | DIBt<br>✓ 15a B-VG 2015 | |
| Классификация изделия | | | | Type BE | |
| Коэффициент энергоэффективности ($\eta_{nom}$) | | | | 85,7 | % |
| Индекс энергетического КПД | | | | 114,3 | |
| Этикетка энергетической эффективности | | | | A+ | |
| Топливо | | | | Кусок дерева | |
| Рекомендуемая длина топлива | | | | 180-350 | mm |
| Средний расход топлива | | | | 1,63 | kg/h |
| Допустимая загрузка топлива | | | | 2,2 | kg/h |
| Интервал дополнения топлива | | | | 1 ч | |
| Количество воздуха для горения | | | | 20,7 | $m^3/h$ |
| Номинальная мощность ($P_{nom}$) | | | | 5,7 | kW |
| Номинальная мощность тепловодного теплообменника ($P_{Wnom}$) | | | | --- | kW |
| Максимальное рабочее избыточное давление ($p_w$) | | | | --- | bar |
| Массовый расход сухих дымовых газов для расчёта дымового канала | | | | 6,4 | g/s |
| Температура дымовых газов при номинальной тепловой мощности ($T_{nom}$) | | | | 206 | °C |
| Средняя температура дымовых газов при номинальной тепловой мощности | | | | 213 | °C |
| Рабочая тяга ($p_{nom}$) | | | | 12 | Pa |
| Температурный класс дымовой трубы | | | | T400 | |
| Подключение к общей дымовой трубе | | | | Да | |
| Пыль $O_2$ = 13 % ($PM_{nom}$) | | | | 11 | $mg/Nm^3$ |
| Эмиссия дымовых газов (CO в дымовых газах при $O_2$ = 13 %) ($CO_{nom}$) | | | | 0,0752<br>940 | %<br>$mg/Nm^3$ |
| OGC $O_2$ = 13 % ($OGC_{nom}$) | | | | 53 | $mg/Nm^3$ |
| NOx $O_2$ = 13 % ($NO_{Xnom}$) | | | | 118 | $mg/Nm^3$ |
| Автоматическая регулировка горения | | | | --- | |
| Расход электрической энергии (*W*) | | | | --- | W |
| Постоянная потеря воздуха ($V_h$) | | | | --- | $m^3_N/h$ |
| Прерывистый режим работы (INT) / Непрерывный режим работы (CON) | | | | INT | |

## Основные технические данные

| | | | |
|---|---|---|---|
| Размеры | Высота (H)<br>Ширина (W)<br>Глубина (L) | 1826<br>722<br>456 | mm<br>mm<br>mm |
| Размеры камеры сгорания | Высота (H)<br>Ширина (W)<br>Глубина (L) | 436<br>470<br>210 | mm<br>mm<br>mm |
| Размеры дверки топочной камеры | Высота (H)<br>Ширина (W)<br>Глубина (L) | 407<br>578<br>307 | mm<br>mm<br>mm |
| Высота оси заднего (бокового) отвода | | 1519 | mm |
| Объём тепловодного теплообменника | | --- | l |
| Диаметр дымохода | | 150 | mm |
| Диаметр дымовой горловины ($D_{out}$) | | 150 | mm |
| Диаметр центрального подвода воздуха | | 125 | mm |
| Масса | | 303 | kg |
| Площадь входной вентиляционной решётки | | --- | $cm^2$ |
| Площадь выходной вентиляционной решётки | | --- | $cm^2$ |

## Расстояние до горючих материалов

| | | |
|---|---|---|
| Заднее ($d_R$) | 100 | mm |
| Переднее ($d_P$) | 800 | mm |
| Переднее нижне ($d_F$) | --- | mm |
| Бокове ($d_S$) | 100 | mm |
| Бокове со стеклом ($d_{S1}$) | 800 | mm |
| Бокове – ниша ($d_{S2}$) | --- | mm |
| Бокове – размещение 45° ($d_{S3}$) | --- | mm |
| Боковое излучение ($d_L$) | --- | mm |
| От пола ($d_B$) | --- | mm |
| От потолка ($d_C$) | 800 | mm |

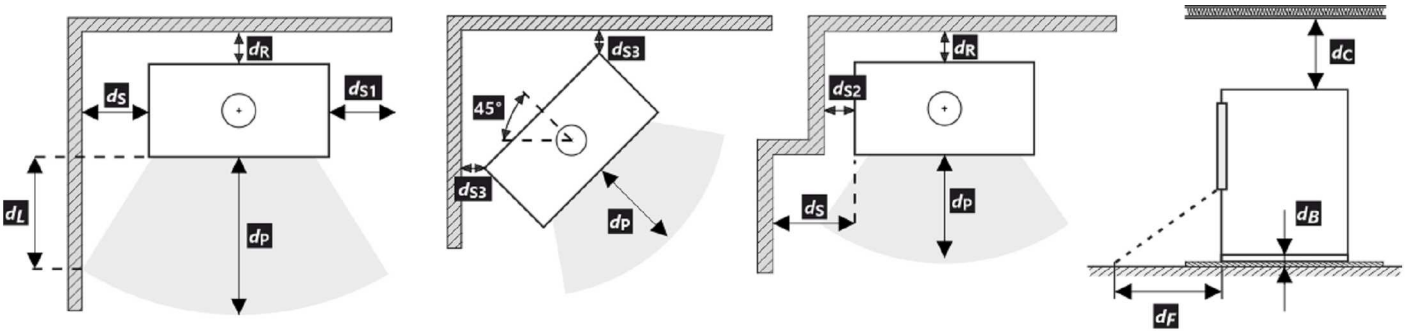


## Расстояние от невоспламеняющихся материалов

| | | |
|---|---|---|
| Заднее ($d_R$) | --- | mm |
| Бокове ($d_S$) | --- | mm |

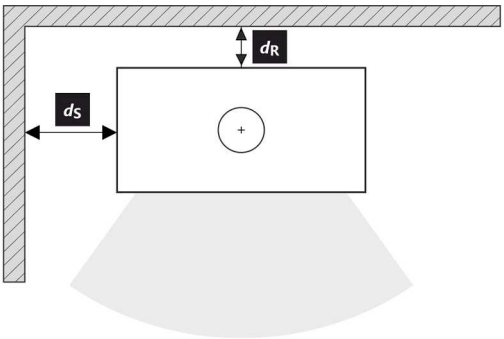

## Deklaracija lastnosti

| | | | | | | | |
|---|---|---|---|---|---|---|---|
| Harmonizirana tehnična specifikacija | ✓ EN 13240<br>EN 13229 | EN 16510<br>✓ Ecodesign | ✓ DIN+<br>✓ BImSchV2 | DIBt<br>✓ 15a B-VG 2015 | | | |
| Klasifikacija izdelka | | | | Type BE | | | |
| Energetska učinkovitost ($\eta_{nom}$) | | | | 85,7 | | | % |
| Indeks energetske učinkovitosti | | | | 114,3 | | | |
| Energijska nalepka | | | | A+ | | | |
| Gorivo | | | | Drva | | | |
| Priporočljiva dolžina goriva | | | | 180-350 | | | mm |
| Povprečna poraba lesa | | | | 1,63 | | | kg/h |
| Dovoljena količina lesa | | | | 2,2 | | | kg/h |
| Interval dobave goriva za nazivno moč | | | | 1 ura | | | |
| Zahtevan zrak za izgorevanje | | | | 20,7 | | | $m^3/h$ |
| Nazivna moč ($P_{nom}$) | | | | 5,7 | | | kW |
| Izhod toplovodnega izmenjevalnika ($P_{Wnom}$) | | | | --- | | | kW |
| Delovni tlak ($p_w$) | | | | --- | | | bar |
| Masni pretok huhih dimnih plinov | | | | 6,4 | | | g/s |
| Srednja temperatura plinov pri nazivni toplotni moči ($T_{nom}$) | | | | 206 | | | °C |
| Srednja temperatura dimnih plinov po grlu pri nazivni toplotni moči | | | | 213 | | | °C |
| Vlek dimnika($p_{nom}$) | | | | 12 | | | Pa |
| Temperaturni razred kamina | | | | T400 | | | |
| Priključek na skupni dimnik | | | | Da | | | |
| Prah $O_2$ = 13 % ($PM_{nom}$) | | | | 11 | | | $mg/Nm^3$ |
| Emisije izgorevalnih plinov (CO v dimne pline pri $O_2$ = 13 %) ($CO_{nom}$) | | | | 0,0752<br>940 | | | %<br>$mg/Nm^3$ |
| OGC $O_2$ = 13 % ($OGC_{nom}$) | | | | 53 | | | $mg/Nm^3$ |
| NOx $O_2$ = 13 % ($NO_{Xnom}$) | | | | 118 | | | $mg/Nm^3$ |
| Avtomatska regulacija gorenja | | | | --- | | | |
| Poraba električne energije (*W*) | | | | --- | | | W |
| Stalna izguba zraka ($V_h$) | | | | --- | | | $m^3_N/h$ |
| Prekinjeno delovanje (INT) / Neprekinjeno delovanje (CON) | | | | INT | | | |

## Osnovni tehnični podatki

| | | | |
|---|---|---|---|
| Dimenzije | Višina (H)<br>Širina (W)<br>Globina (L) | 1826<br>722<br>456 | mm<br>mm<br>mm |
| Dimenzije zgorevalne komore | Višina (H)<br>Širina (W)<br>Globina (L) | 436<br>470<br>210 | mm<br>mm<br>mm |
| Dimenzije vrat peči | Višina (H)<br>Širina (W)<br>Globina (L) | 407<br>578<br>307 | mm<br>mm<br>mm |
| Višina osi zadnjega (stranskega) izpusta | | 1519 | mm |
| Prostornina toplotnega izmenjevalnika | | --- | l |
| Premer priklučka dimne cevi | | 150 | mm |
| Premer dimne cevi ($D_{out}$) | | 150 | mm |
| Zunanji dovod zraka (ZDZ) | | 125 | mm |
| Teža | | 303 | kg |
| Minimalni presek konvektne odprtine za dovod zraka za nazivno moč | | --- | $cm^2$ |
| Minimalni presek konvektne odprtine za odvod zraka za nazivno moč | | --- | $cm^2$ |

## Varna razdalja od vnetljivega materiala

| | | |
|---|---|---|
| Zadaj ($d_R$) | 100 | mm |
| Spredaj ($d_P$) | 800 | mm |
| Spredaj do tal ( ($d_F$) | --- | mm |
| Stran ($d_S$) | 100 | mm |
| Stran s steklom ($d_{S1}$) | 800 | mm |
| Stran – niša ($d_{S2}$) | --- | mm |
| Stran – postavitev pod kotom 45° ($d_{S3}$) | --- | mm |
| Stransko sevanje ($d_L$) | --- | mm |
| Od tal ($d_B$) | --- | mm |
| Od stropa ($d_C$) | 800 | mm |

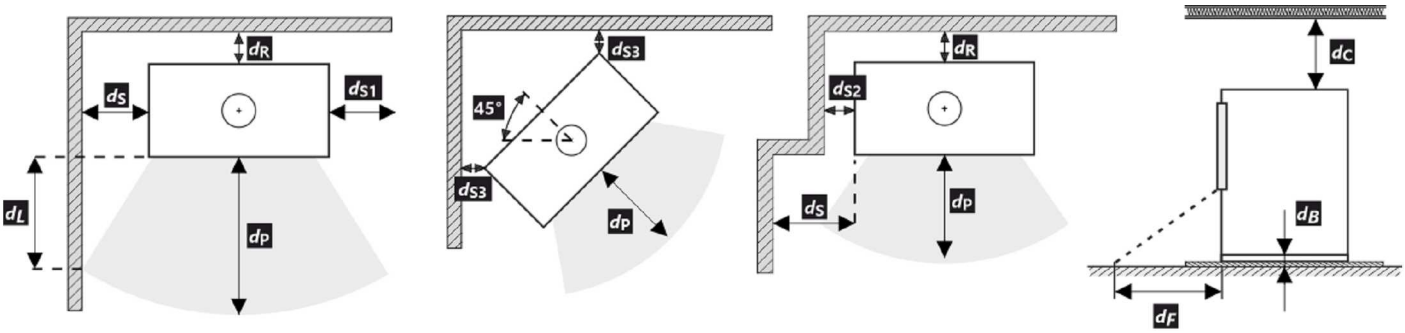


## Varna razdalja od negorljivega materiala

| | | |
|---|---|---|
| Zadaj ($d_R$) | --- | mm |
| Stran ($d_S$) | --- | mm |

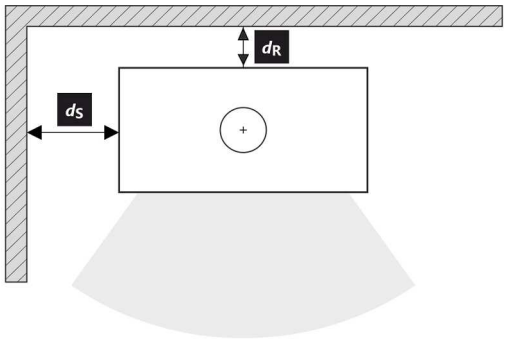

## Declared qualities stated

| | | | | | |
|---|---|---|---|---|---|
| Harmonised technical specification | ✓ EN 13240<br>EN 13229 | EN 16510<br>✓ Ecodesign | ✓ DIN+<br>✓ BImSchV2 | DIBt<br>✓ 15a B-VG 2015 | |
| Classification of appliance | | | | Type BE | |
| Energy efficiency ($N_{nom}$) | | | | 85,7 | % |
| The energy efficiency index | | | | 114,3 | |
| Energy label | | | | A+ | |
| Fuel | | | | Wood logs | |
| Fuel length | | | | 180-350 | mm |
| Average fuel consumption | | | | 1,63 | kg/h |
| Allowed fuel dose | | | | 2,2 | kg/h |
| Fuel supply interval | | | | 1 hour | |
| Amount of combustion air | | | | 20,7 | $m^3/h$ |
| Nominal output ($P_{nom}$) | | | | 5,7 | kW |
| Hot-water exchanger output ($P_{Wnom}$) | | | | --- | kW |
| Maximum operating overpressure ($p_w$) | | | | --- | bar |
| Dry flue gas mass flow rate to calculate the flue gas path | | | | 6,4 | g/s |
| Flue gas temperature ($T_{nom}$) | | | | 206 | °C |
| Mean flue gas temperature after throat | | | | 213 | °C |
| Flue draught ($p_{nom}$) | | | | 12 | Pa |
| Chimney temperature class | | | | T400 | |
| Connection to the common chimney | | | | Yes | |
| Dust $O_2$ = 13 % ($PM_{nom}$) | | | | 11 | $mg/Nm^3$ |
| Emissions of gases of sobustion (CO in the flue gases at $O_2$ = 13 %) ($CO_{nom}$) | | | | 0,0752<br>940 | %<br>$mg/Nm^3$ |
| OGC $O_2$ = 13 % ($OGC_{nom}$) | | | | 53 | $mg/Nm^3$ |
| NOx $O_2$ = 13 % ($NO_{Xnom}$) | | | | 118 | $mg/Nm^3$ |
| Automatic regulation unit of burning | | | | --- | |
| Power consumption (*W*) | | | | --- | W |
| Standing air loss ($V_h$) | | | | --- | $m^3_N/h$ |
| Intermittent operation (INT) / Continuous operation (CON) | | | | INT | |

## Basic technical data

| | | | |
|---|---|---|---|
| Principal dimensions | Height (H)<br>Width (W)<br>Length (L) | 1826<br>722<br>456 | mm<br>mm<br>mm |
| Combustion chamber dimensions | Height (H)<br>Width (W)<br>Length (L) | 436<br>470<br>210 | mm<br>mm<br>mm |
| Fireplace door dimensions | Height (H)<br>Width (W)<br>Length (L) | 407<br>578<br>307 | mm<br>mm<br>mm |
| Axis height of the rear (side) outlet | | 1519 | mm |
| Volume of hot-water exchanger | | --- | l |
| Flue diameter | | 150 | mm |
| Diameter of flue throat ($D_{out}$) | | 150 | mm |
| Diameter of external air connection | | 125 | mm |
| Weight | | 303 | kg |
| Area of Inlet ventilation grille | | --- | $cm^2$ |
| Area of Outlet ventilation grille | | --- | $cm^2$ |

## Distances from flammable materials

| | | |
|---|---|---|
| Back ($d_R$) | 100 | mm |
| Front ($d_P$) | 800 | mm |
| Front to the floor ($d_F$) | --- | mm |
| Side ($d_S$) | 100 | mm |
| Side with glass ($d_{S1}$) | 800 | mm |
| Side – niche ($d_{S2}$) | --- | mm |
| Side – location 45° ($d_{S3}$) | --- | mm |
| Side radiation ($d_L$) | --- | mm |
| From the floor ($d_B$) | --- | mm |
| From the ceiling ($d_C$) | 800 | mm |

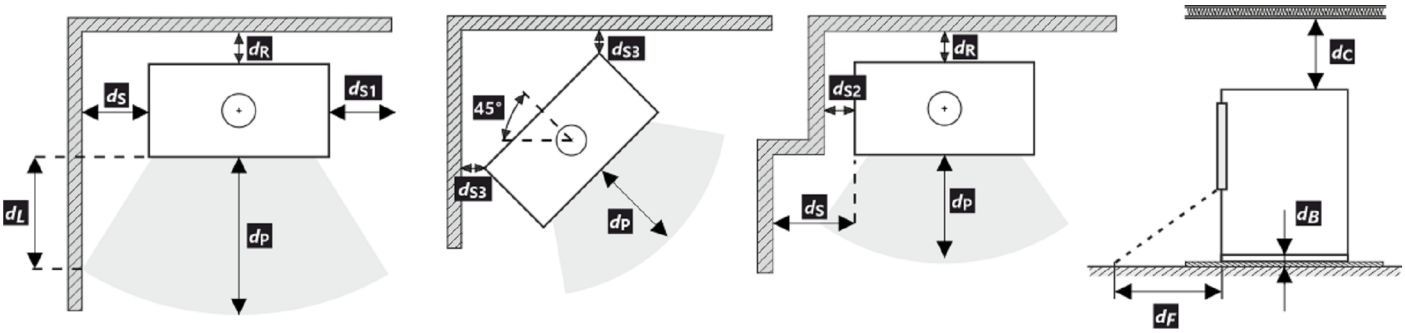


## Distances from nonflammable materials

| | | |
|---|---|---|
| Back ($d_R$) | --- | mm |
| Side ($d_S$) | --- | mm |

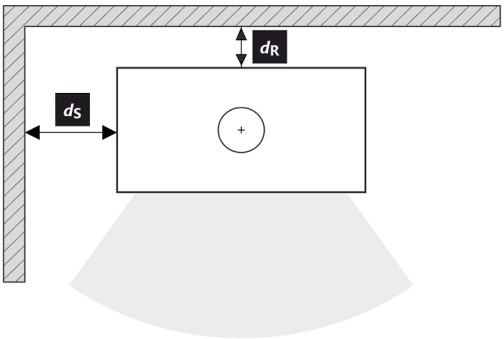

## Deklarierte Produkteigenschaften

| | | | | | |
|---|---|---|---|---|---|
| Harmonisierte technische Spezifikation | ✓ EN 13240<br>EN 13229 | EN 16510<br>✓ Ecodesign | ✓ DIN+<br>✓ BImSchV2 | DIBt<br>✓ 15a B-VG 2015 | |
| Produktklassifizierung | | | | Type BE | |
| Energiewirkundgsgrad ($\eta_{nom}$) | | | | 85,7 | % |
| Energieeffizienzindex | | | | 114,3 | |
| Energielabel | | | | A+ | |
| Brennstoff | | | | Scheitholz | |
| Brennstofflänge | | | | 180-350 | mm |
| Durchschnittlicher Brennstoffverbrauch | | | | 1,63 | kg/h |
| Zulässiger Brennstoffverbrauch | | | | 2,2 | kg/h |
| Brennstofflieferintervall | | | | 1 Stunde | |
| Verbrennungsluftmenge | | | | 20,7 | $m^3/h$ |
| Nennwärmeleistung ($P_{nom}$) | | | | 5,7 | kW |
| Wärmetauscherleistung ($P_{Wnom}$) | | | | --- | kW |
| Maximaler Betriebsüberdruck ($p_w$) | | | | --- | bar |
| Rauchgasmassenstrom (trocken) für die Berechnung der Rauchgaswege | | | | 6,4 | g/s |
| Durchschnittliche Abgastemperatur ($T_{nom}$) | | | | 206 | °C |
| Durchschnittliche Rauchgastemperatur hinter dem Stutzen | | | | 213 | °C |
| Förderdruck ($p_{nom}$) | | | | 12 | Pa |
| Temperaturklasse | | | | T400 | |
| Mehrfachbelegung | | | | Ja | |
| Feinstaub $O_2$ = 13 % ($PM_{nom}$) | | | | 11 | $mg/Nm^3$ |
| Abgasemission (CO in den Abgasen bei $O_2$ = 13 %) ($CO_{nom}$) | | | | 0,0752<br>940 | %<br>$mg/Nm^3$ |
| OGC $O_2$ = 13 % ($OGC_{nom}$) | | | | 53 | $mg/Nm^3$ |
| $NO_X$ $O_2$ = 13 % ($NO_{Xnom}$) | | | | 118 | $mg/Nm^3$ |
| Automatische Abbrandsteuerung | | | | --- | |
| Stromverbrauch (*W*) | | | | --- | W |
| Ständiger Luftverlust ($V_h$) | | | | --- | $m^3_N/h$ |
| Intervallbetrieb (INT) / Dauerbetrieb (CON) | | | | INT | |

## Technische Grunddaten

| | | | |
|---|---|---|---|
| Hauptabmessungen | Höche (H)<br>Breite (W)<br>Tiefe (L) | 1826<br>722<br>456 | mm<br>mm<br>mm |
| Abmessungen der Brennkammer | Höche (H)<br>Breite (W)<br>Tiefe (L) | 436<br>470<br>210 | mm<br>mm<br>mm |
| Abmessungen der Feuerraumtür | Höche (H)<br>Breite (W)<br>Tiefe (L) | 407<br>578<br>307 | mm<br>mm<br>mm |
| Achshöhe hinterer (seitlichen) Rauchrohanschluss | | 1519 | mm |
| Volumen Wärmetauscher | | --- | l |
| Rauchrohrdurchmesser | | 150 | mm |
| Abgasstutzen ($D_{out}$) | | 150 | mm |
| Durchmesser zentrale Luftzufuhr | | 125 | mm |
| Gewicht | | 303 | kg |
| Fläche Zuluftgitter | | --- | $cm^2$ |
| Fläche Abluftgitter | | --- | $cm^2$ |

## Abstand zu brennbaren Materialien

| | | |
|---|---|---|
| Rückwand ($d_R$) | 100 | mm |
| Strahlungsbereich ($d_P$) | 800 | mm |
| Strahlungsbereich zum Boden ($d_F$) | --- | mm |
| Seitenwände ($d_S$) | 100 | mm |
| Seite mit Glas ($d_{S1}$) | 800 | mm |
| Seite – Nische ($d_{S2}$) | --- | mm |
| Seite – Ausrichtung 45° ($d_{S3}$) | --- | mm |
| Seitliche Strahlung ($d_L$) | --- | mm |
| Von dem Boden ($d_B$) | --- | mm |
| Von der Decke ($d_C$) | 800 | mm |

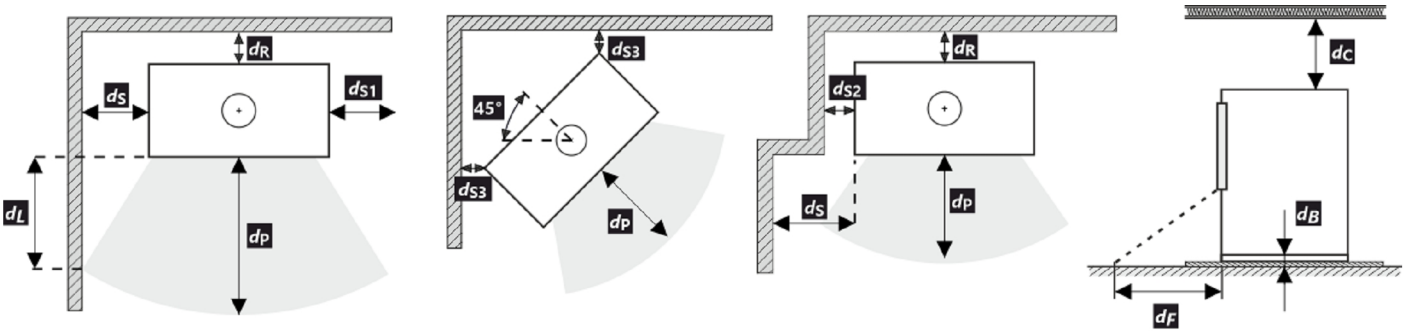


## Abstand zu nicht brennbaren Materialien

| | | |
|---|---|---|
| Rückwand ($d_R$) | --- | mm |
| Seitenwände ($d_S$) | --- | mm |

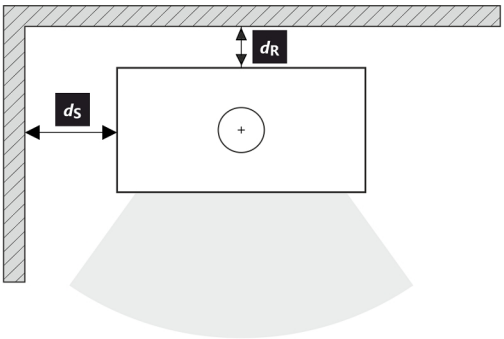

## Caractéristiques déclarées du produit

| | | | | | |
|---|---|---|---|---|---|
| Norme(s) Européennes | ✓ EN 13240<br>EN 13229 | EN 16510<br>✓ Ecodesign | ✓ DIN+<br>✓ BImSchV2 | DIBt<br>✓ 15a B-VG 2015 | |
| Classification de l'appareil | | | | Type BE | |
| Rendement énergétique ($\eta_{nom}$) | | | | 85,7 | % |
| L'indice d'efficacité énergétique EEI | | | | 114,3 | |
| Label énergétique | | | | A+ | |
| Combustible | | | | Bûches | |
| Longueur recommandée de bûches | | | | 180-350 | mm |
| Consommation moyenne de combustible | | | | 1,63 | kg/h |
| Charge en bois autorisé | | | | 2,2 | kg/h |
| Intervalle entre les chargements de combustible | | | | 1 heure | |
| Débit massique des fumées | | | | 20,7 | $m^3/h$ |
| Puissance nominale ($P_{nom}$) | | | | 5,7 | kW |
| Puissance nominale de l'échangeur ($P_{Wnom}$) | | | | --- | kW |
| Surpression maximale de fonctionnement ($p_w$) | | | | --- | bar |
| Débit massique des gaz de combustion secs pour le calcul des gaz de combustion | | | | 6,4 | g/s |
| Température moyenne des résidus de combustion ($T_{nom}$) | | | | 206 | °C |
| Température moyenne des résidus de combustion derrière la sortie | | | | 213 | °C |
| Tirage de conduit de fumée ($p_{nom}$) | | | | 12 | Pa |
| Classe de température | | | | T400 | |
| Raccordement à une cheminée collective | | | | Oui | |
| Poussière $O_2$ = 13 % ($PM_{nom}$) | | | | 11 | $mg/Nm^3$ |
| Résidus de combustion émis (CO dans les résidus de combustion pour $O_2$ = 13 %) ($CO_{nom}$) | | | | 0,0752<br>940 | %<br>$mg/Nm^3$ |
| OGC $O_2$ = 13 % ($OGC_{nom}$) | | | | 53 | $mg/Nm^3$ |
| NOx $O_2$ = 13 % ($NO_{Xnom}$) | | | | 118 | $mg/Nm^3$ |
| Régulation automatique de la combustion | | | | --- | |
| La consommation d'électricité ( *W*) | | | | --- | W |
| Standing air loss ($V_h$) | | | | --- | $m^3_N/h$ |
| Fonctionnement par intermittence (INT) / Service ininterrompu (CON) | | | | INT | |

## Données techniques de base

| | | | |
|---|---|---|---|
| Dimensions principales | Hauteur (H)<br>Largeur (W)<br>Profondeur (L) | 1826<br>722<br>456 | mm<br>mm<br>mm |
| Dimensions de la chambre de combustion | Hauteur (H)<br>Largeur (W)<br>Profondeur (L) | 436<br>470<br>210 | mm<br>mm<br>mm |
| Dimensions de la porte (du foyer) | Hauteur (H)<br>Largeur (W)<br>Profondeur (L) | 407<br>578<br>307 | mm<br>mm<br>mm |
| Hauteur de l'axe de la sortie arrière (latérale) | | 1519 | mm |
| Volume de l'échangeur de chaleur | | --- | l |
| Diamètre du conduit de fumée | | 150 | mm |
| Diamètre de buse d'air de combustion ($D_{out}$) | | 150 | mm |
| Diamètre de l'arrivée d'air centrale | | 125 | mm |
| Poids | | 303 | kg |
| Zone de la grille de ventilation d'entrée | | --- | $cm^2$ |
| Zone de la grille de ventilation de sortie | | --- | $cm^2$ |

## Distance aux matériaux combustibles

| | | |
|---|---|---|
| Arrière ($d_R$) | 100 | mm |
| Avant ($d_P$) | 800 | mm |
| Avant (par rapport au sol) ($d_F$) | --- | mm |
| Latéral ($d_S$) | 100 | mm |
| Latéral avec vitre ($d_{S1}$) | 800 | mm |
| Latéral – niche ($d_{S2}$) | --- | mm |
| Latéral – emplacement 45° ($d_{S3}$) | --- | mm |
| Rayonnement latéral ($d_L$) | --- | mm |
| Depuis le sol ($d_B$) | --- | mm |
| Plafond ($d_C$) | 800 | mm |

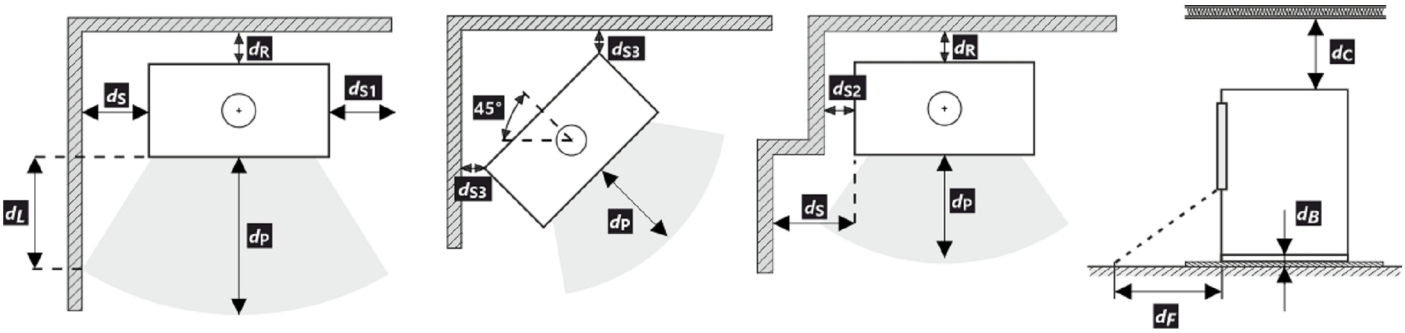


## Distance aux matériaux non-combustibles

| | | |
|---|---|---|
| Arrière ($d_R$) | --- | mm |
| Latéral ($d_S$) | --- | mm |

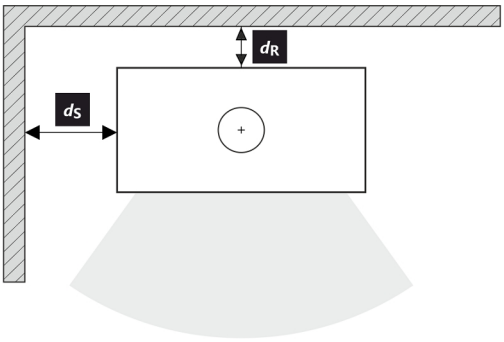

## Proprietà dichiarate del prodotto

| | | | | | |
|---|---|---|---|---|---|
| Specificazioni tecniche armonizzate | ✓ EN 13240<br>EN 13229 | EN 16510<br>✓ Ecodesign | ✓ DIN+<br>✓ BImSchV2 | DIBt<br>✓ 15a B-VG 2015 | |
| Classificazione del prodotto | | | | Type BE | |
| Efficienza energetica ($\eta_{nom}$) | | | | 85,7 | % |
| Indice di efficienza prodotto | | | | 114,3 | |
| Etichetta energetica | | | | A+ | |
| Combustibile | | | | Legna | |
| Combustibile – lunghezza | | | | 180-350 | mm |
| Consumo medio di combustibile | | | | 1,63 | kg/h |
| Dose ammessa di combustibile | | | | 2,2 | kg/h |
| Intervallo di aggiunta di combustibile | | | | 1 ora | |
| Quantità di aria di combustione | | | | 20,7 | $m^3/h$ |
| Protenza nominale ($P_{nom}$) | | | | 5,7 | kW |
| Protenza nominale dello scamniatore di acqua calda ($P_{Wnom}$) | | | | --- | kW |
| Sovrappressione massima di funzionamento ($p_w$) | | | | --- | bar |
| Portata dei fumi di scarico secchi per il calcolo delle condotte dei fumi di scarico | | | | 6,4 | g/s |
| Temperatura dei gas combusti alla potenza calorica nominale ($T_{nom}$) | | | | 206 | °C |
| Temp. media dei gas di scarico al collo alla potenza termica nominale | | | | 213 | °C |
| Tiro di esercizio ($p_{nom}$) | | | | 12 | Pa |
| Classe di temperatura del camino | | | | T400 | |
| Collegamento al camino collettivo | | | | Sí | |
| Polvere $O_2$ = 13 % ($PM_{nom}$) | | | | 11 | $mg/Nm^3$ |
| Emissioni (CO nei gas comburenti all' $O_2$ = 13 %) ($CO_{nom}$) | | | | 0,0752<br>940 | %<br>$mg/Nm^3$ |
| OGC $O_2$ = 13 % ($OGC_{nom}$) | | | | 53 | $mg/Nm^3$ |
| NOx $O_2$ = 13 % ($NO_{Xnom}$) | | | | 118 | $mg/Nm^3$ |
| Controllo automatico della combustione | | | | --- | |
| Consumo di energia elettrica (*W*) | | | | --- | W |
| Perdita d'aria in piedi ($V_h$) | | | | --- | $m^3_N/h$ |
| Funzionamento intermittente (INT) / Funzionamento continuo (CON) | | | | INT | |

## Dati tecnici di base

| | | | |
|---|---|---|---|
| Dimensioni principali | Altezza (H)<br>Larghezza (W)<br>Profondità (L) | 1826<br>722<br>456 | mm<br>mm<br>mm |
| Dimensioni della camera di combustione | Altezza (H)<br>Larghezza (W)<br>Profondità (L) | 436<br>470<br>210 | mm<br>mm<br>mm |
| Dimensioni dello sportello del focolare | Altezza (H)<br>Larghezza (W)<br>Profondità (L) | 407<br>578<br>307 | mm<br>mm<br>mm |
| Altezza dell'asse dell'uscita posteriore (laterale) | | 1519 | mm |
| Volume dello scambiatore di aqua calda | | --- | l |
| Diametro del condotto fumario | | 150 | mm |
| Diametro del gola della canna fumaria ($D_{out}$) | | 150 | mm |
| Diametro dell'afflusso centralizzato di aria | | 125 | mm |
| Peso | | 303 | kg |
| Superficie della griglia di aerazione d'ingresso | | --- | $cm^2$ |
| Superficie della griglia di aerazione d'uscita | | --- | $cm^2$ |

## Distanza di materiali infiammabili

| | | |
|---|---|---|
| Posteriore ($d_R$) | 100 | mm |
| Anteriore ($d_P$) | 800 | mm |
| Anteriore (rispetto al pavimento)($d_F$) | --- | mm |
| Laterali ($d_S$) | 100 | mm |
| Vetrata laterale ($d_{S1}$) | 800 | mm |
| Laterali – nicchia ($d_{S2}$) | --- | mm |
| Laterali – posizione 45° ($d_{S3}$) | --- | mm |
| Radiazione laterale ($d_L$) | --- | mm |
| Dal pavimento ($d_B$) | --- | mm |
| Dal soffitto ($d_C$) | 800 | mm |

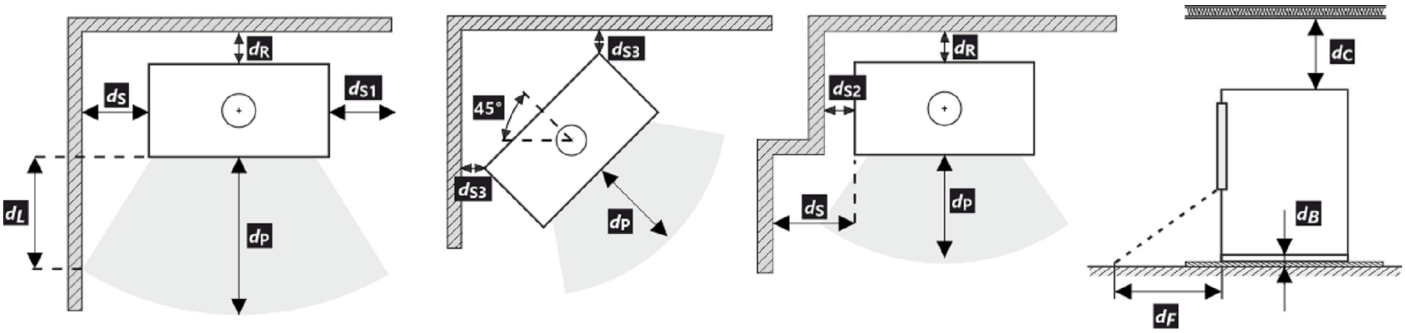


## Distanza di materiali non infiammabili

| | | |
|---|---|---|
| Posteriore ($d_R$) | --- | mm |
| Laterali ($d_S$) | --- | mm |

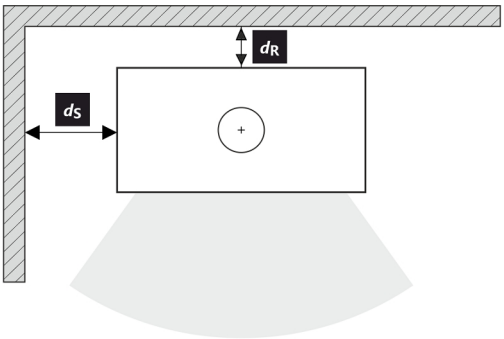

## Deklarované vlastnosti výrobku

| | | | | |
|---|---|---|---|---|
| Harmonizovaná norma | ✓ EN 13240<br>EN 13229 | EN 16510<br>✓ Ecodesign | ✓ DIN+<br>✓ BImSchV2 | DIBt<br>✓ 15a B-VG 2015 |

| | | |
|---|---|---|
| Klasifikace výrobku | Type BE | |
| Energetická účinnost ($\eta_{nom}$) | 85,7 | % |
| Index energetické účinnosti | 114,3 | |
| Energetický štítek | A+ | |
| Palivo | Kusové dřevo | |
| Doporučená délka paliva | 180-350 | mm |
| Průměrná spotřeba paliva | 1,63 | kg/h |
| Povolená dávka paliva | 2,2 | kg/h |
| Interval dodávky paliva | 1 hodina | |
| Množství spalovacího vzduchu | 20,7 | $m^3/h$ |
| Jmenovitý výkon ($P_{nom}$) | 5,7 | kW |
| Jmenovitý výkon teplovodního výměníku ($P_{Wnom}$) | --- | kW |
| Maximální provozní přetlak ($p_w$) | --- | bar |
| Hmotnostní průtok suchých spalin pro výpočet spalinových cest | 6,4 | g/s |
| Teplota spalin při jmenovitém tepelném výkonu ($T_{nom}$) | 206 | °C |
| Průměrná teplota spalin za hrdlem při jmenovitém tepelném výkonu | 213 | °C |
| Provozní tah ($p_{nom}$) | 12 | Pa |
| Teplotní třída komína | T400 | |
| Připojení na společný komín | Ano | |
| Prach $O_2$ = 13 % ($PM_{nom}$) | 11 | $mg/Nm^3$ |
| Emise spalin (CO ve spalinách při $O_2$ = 13 %) ($CO_{nom}$) | 0,0752<br>940 | %<br>$mg/Nm^3$ |
| OGC $O_2$ = 13 % ($OGC_{nom}$) | 53 | $mg/Nm^3$ |
| NOx $O_2$ = 13 % ($NO_{Xnom}$) | 118 | $mg/Nm^3$ |
| Automatická regulace hoření | --- | |
| Spotřeba elektrické energie (*W*) | --- | W |
| Stálá ztráta vzduchu ($V_h$) | --- | $m^3_N/h$ |
| Přerušovaný provoz (INT) / Nepřetržitý provoz (CON) | INT | |

## Základní technické údaje

| | | | |
|---|---|---|---|
| Rozměry | Výška (H)<br>Šířka (W)<br>Hloubka (L) | 1826<br>722<br>456 | mm<br>mm<br>mm |
| Rozměry spalovací komory | Výška (H)<br>Šířka (W)<br>Hloubka (L) | 436<br>470<br>210 | mm<br>mm<br>mm |
| Rozměry dveří topeniště | Výška (H)<br>Šířka (W)<br>Hloubka (L) | 407<br>578<br>307 | mm<br>mm<br>mm |
| Výška osy zadního (bočního) vývodu | | --- | mm |
| Objem teplovodního výměníku | | --- | l |
| Průměr kouřovodu | | 150 | mm |
| Průměr kouřového hrdla ($D_{out}$) | | 150 | mm |
| Průměr centrálního přívodu vzduchu | | 125 | mm |
| Hmotnost | | 302 | kg |
| Plocha vstupní větrací mřížky | | --- | $cm^2$ |
| Plocha výstupní větrací mřížky | | --- | $cm^2$ |

## Vzdálenost od hořlavých materiálů

| | | |
|---|---|---|
| Zadní ($d_R$) | 100 | mm |
| Čelní ($d_P$) | 800 | mm |
| Čelní k podlaze ($d_F$) | --- | mm |
| Boční ($d_S$) | 100 | mm |
| Boční se sklem ($d_{S1}$) | 800 | mm |
| Boční – výklenek ($d_{S2}$) | --- | mm |
| Boční – umístění 45° ($d_{S3}$) | --- | mm |
| Boční záření ($d_L$) | --- | mm |
| Od podlahy ($d_B$) | --- | mm |
| Od stropu ($d_C$) | 800 | mm |

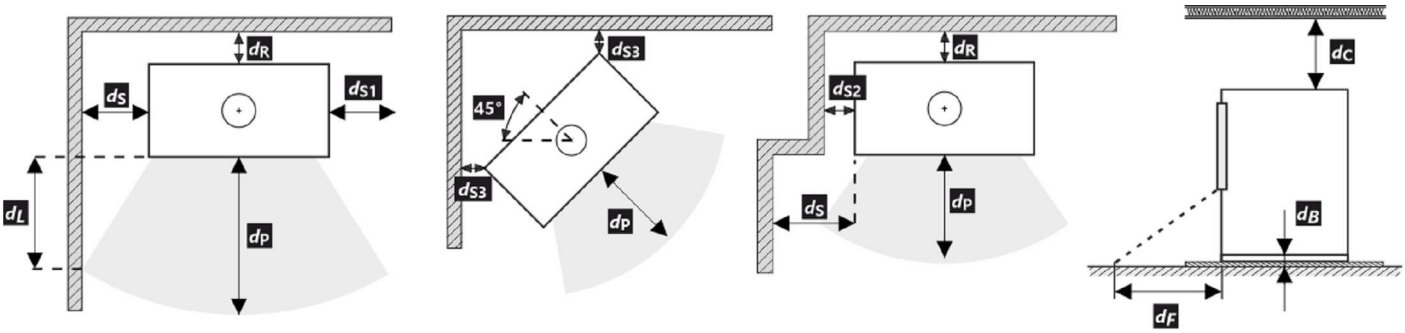


## Vzdálenost od nehořlavých materiálů

| | | |
|---|---|---|
| Zadní ($d_R$) | --- | mm |
| Boční ($d_S$) | --- | mm |

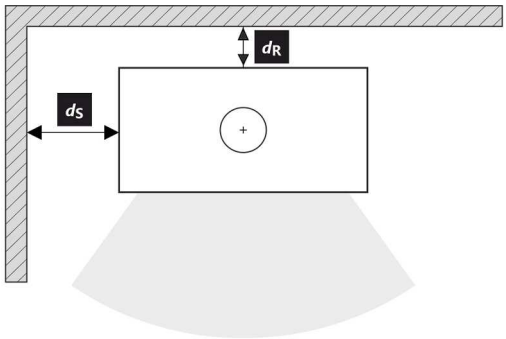

## Deklarované vlastnosti výrobku

| | | | | | |
|---|---|---|---|---|---|
| Harmonizovaná norma | ✓ EN 13240<br>EN 13229 | EN 16510<br>✓ Ecodesign | ✓ DIN+<br>✓ BImSchV2 | DIBt<br>✓ 15a B-VG 2015 | |
| Klasifikácia výrobku | | | | Type BE | |
| Energetická účinnosť ($\eta_{nom}$) | | | | 85,7 | % |
| Index energetickej účinnosti | | | | 114,3 | |
| Energetický štítok | | | | A+ | |
| Palivo | | | | Kusové drevo | |
| Dĺžka paliva | | | | 180-350 | mm |
| Priemerná spotreba paliva | | | | 1,63 | kg/h |
| Povolená dávka paliva | | | | 2,2 | kg/h |
| Interval dodávky paliva | | | | 1 hodina | |
| Množstvo spaľovacieho vzduchu | | | | 20,7 | $m^3/h$ |
| Menovitý výkon ($P_{nom}$) | | | | 5,7 | kW |
| Menovitý výkon teplovodného výmenníka ($P_{Wnom}$) | | | | --- | kW |
| Maximálny prevádzkový pretlak ($p_w$) | | | | --- | bar |
| Hmotnostný prietok suchých spalín na výpočet spalinovej cesty | | | | 6,4 | g/s |
| Teplota spalín pri menovitom tepelnom výkone ($T_{nom}$) | | | | 206 | °C |
| Priemerná teplota spalín pri menovitom tepelnom výkone za hrdlom | | | | 213 | °C |
| Prevádzkový ťah ($p_{nom}$) | | | | 12 | Pa |
| Teplotná trieda komína | | | | T400 | |
| Pripojenie na spoločný komín | | | | Áno | |
| Prach $O_2$ = 13 % ($PM_{nom}$) | | | | 11 | $mg/Nm^3$ |
| Emisie spalín (CO v spalinách pri $O_2$ = 13 %) ($CO_{nom}$) | | | | 0,0752<br>940 | %<br>$mg/Nm^3$ |
| OGC $O_2$ = 13 % ($OGC_{nom}$) | | | | 53 | $mg/Nm^3$ |
| NOx $O_2$ = 13 % ($NO_{Xnom}$) | | | | 118 | $mg/Nm^3$ |
| Automatická regulácia spaľovania | | | | --- | |
| Spotreba elektrickej energie (*W*) | | | | --- | W |
| Stála strata vzduchu ($V_h$) | | | | --- | $m^3_N/h$ |
| Prerušovaná prevádzka (INT) / Nepretržitá prevádzka (CON) | | | | INT | |

## Základní technické údaje

| | | | |
|---|---|---|---|
| Rozmery | Výška (H)<br>Šírka(W)<br>Hĺbka (L) | 1826<br>722<br>456 | mm<br>mm<br>mm |
| Rozmery spaľovacej komory | Výška (H)<br>Šírka(W)<br>Hĺbka (L) | 436<br>470<br>210 | mm<br>mm<br>mm |
| Rozmery dvierok ohniska | Výška (H)<br>Šírka(W)<br>Hĺbka (L) | 407<br>578<br>307 | mm<br>mm<br>mm |
| Výška osi zadného (bočného) vývodu | | --- | mm |
| Objem teplovodného výmenníka | | --- | l |
| Priemer dymovodu | | 150 | mm |
| Priemer dymového hrdla ($D_{out}$) | | 150 | mm |
| Priemer centrálneho prívodu vzduchu | | 125 | mm |
| Hmotnosť | | 302 | kg |
| Oblasť vstupnej vetracej mriežky | | --- | $cm^2$ |
| Oblasť výstupnej vetracej mriežky | | --- | $cm^2$ |

## Vzdialenosť od horľavých materiálov

| | | |
|---|---|---|
| Zadná ($d_R$) | 100 | mm |
| Čelná ($d_P$) | 800 | mm |
| Čelná k podlahe ($d_F$) | --- | mm |
| Bočná ($d_S$) | 100 | mm |
| Bočná presklená stena ($d_{S1}$) | 800 | mm |
| Bočná – výklenok ($d_{S2}$) | --- | mm |
| Bočná – umiestnenia 45° ($d_{S3}$) | --- | mm |
| Bočné žiarenie ($d_L$) | --- | mm |
| Od podlahy ($d_B$) | --- | mm |
| Od stropu ($d_C$) | 800 | mm |

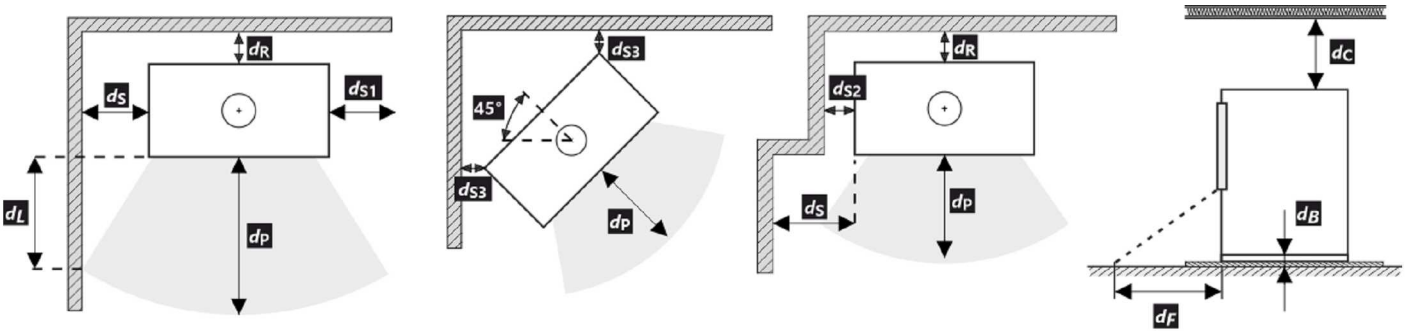


## Vzdialenosť od nehorľavých materiálov

| | | |
|---|---|---|
| Zadná ($d_R$) | --- | mm |
| Bočná ($d_S$) | --- | mm |

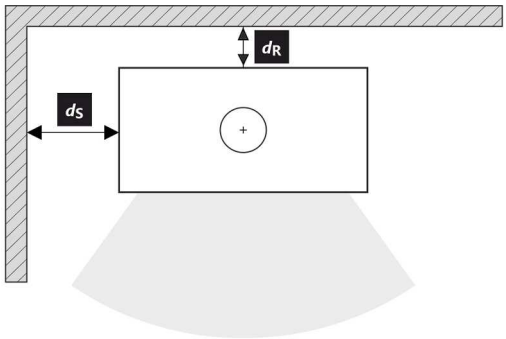

## Deklarowane właściwości produktu

| | | | | | |
|---|---|---|---|---|---|
| Powiązana specyfikacja techniczna | ✓ EN 13240<br>EN 13229 | EN 16510<br>✓ Ecodesign | ✓ DIN+<br>✓ BImSchV2 | DIBt<br>✓ 15a B-VG 2015 | |
| Klasyfikacja produktu | | | | Type BE | |
| Sprawność energetyczna ($\eta_{nom}$) | | | | 85,7 | % |
| Współczynnik efektywności energetycznej | | | | 114,3 | |
| Etykieta energetyczna | | | | A+ | |
| Opał | | | | Kawałek drewna | |
| Długość polan | | | | 180-350 | mm |
| Nominalna dawka opału | | | | 1,63 | kg/h |
| Dopuszczalna dawka opału | | | | 2,2 | kg/h |
| Interwał dokładania | | | | 1 godzina | |
| Ilość powietrza do spalania | | | | 20,7 | $m^3/h$ |
| Moc cieplna znamionowa ($P_{nom}$) | | | | 5,7 | kW |
| Moc znamionowa wymiennika ciepła ($P_{Wnom}$) | | | | --- | kW |
| Maksymalne nadciśnienie robocze ($p_w$) | | | | --- | bar |
| Masa cząstek stałych w spalinach | | | | 6,4 | g/s |
| Temperatura spalin przy znamionowej mocy cieplnej | | | | 206 | °C |
| Średnia temperatura spalin przy szyjce przy nominalnej mocy cieplnej | | | | 213 | °C |
| Ciąg komin ($p_{nom}$) | | | | 12 | Pa |
| Klasa temperaturowa komina | | | | T400 | |
| Podłączenie do wspólnego komina | | | | Tak | |
| Pył $O_2$ = 13 % ($PM_{nom}$) | | | | 11 | $mg/Nm^3$ |
| Emisja spalin (CO w gazach spalinowych przy $O_2$ = 13 %) ($CO_{nom}$) | | | | 0,0752<br>940 | %<br>$mg/Nm^3$ |
| OGC $O_2$ = 13 % ($OGC_{nom}$) | | | | 53 | $mg/Nm^3$ |
| NOx $O_2$ = 13 % ($NO_{Xnom}$) | | | | 118 | $mg/Nm^3$ |
| Automatyczna regulacja spalania | | | | --- | |
| Zużycie energii elektrycznej (*W*) | | | | --- | W |
| Standing air loss ($V_h$) | | | | --- | $m^3_N/h$ |
| Praca przerywana (INT) / Praca ciągła (CON) | | | | INT | |

## Podstawowe dane techniczne

| | | | |
|---|---|---|---|
| Wymiary podstawowe | Wysokość (H)<br>Szerokość (W)<br>Głębokość (L) | 1826<br>722<br>456 | mm<br>mm<br>mm |
| Wymiary komory spalania | Wysokość (H)<br>Szerokość (W)<br>Głębokość (L) | 436<br>470<br>210 | mm<br>mm<br>mm |
| Wymiary drzwiczek paleniska | Wysokość (H)<br>Szerokość (W)<br>Głębokość (L) | 407<br>578<br>307 | mm<br>mm<br>mm |
| Wysokość osi tylnego (bocznego) wylotu spalin | | --- | mm |
| Pojemność płaszcza wodnego | | --- | l |
| Średnica komina | | 150 | mm |
| Średnica wylotu spalin ($D_{out}$) | | 150 | mm |
| Średnica CDP – centralnego doprowadzenia powietrza | | 125 | mm |
| Waga | | 302 | kg |
| Powierzchnia kratki konwekcyjnej – wlot | | --- | $cm^2$ |
| Powierzchnia kratki konwekcyjnej – wylot | | --- | $cm^2$ |

## Odległość od materiałów palnych

| | | |
|---|---|---|
| Tylna ($d_R$) | 100 | mm |
| Czołowa ($d_P$) | 800 | mm |
| Czołowa do podłogi ($d_F$) | --- | mm |
| Boczne ($d_S$) | 100 | mm |
| Od strony szkła ścianki ($d_{S1}$) | 800 | mm |
| Boczne – nisza ($d_{S2}$) | --- | mm |
| Boczne – lokalizacja 45° ($d_{S3}$) | --- | mm |
| Promieniowanie boczne ($d_L$) | --- | mm |
| Od podłogi ($d_B$) | --- | mm |
| Z sufitu ($d_C$) | 800 | mm |

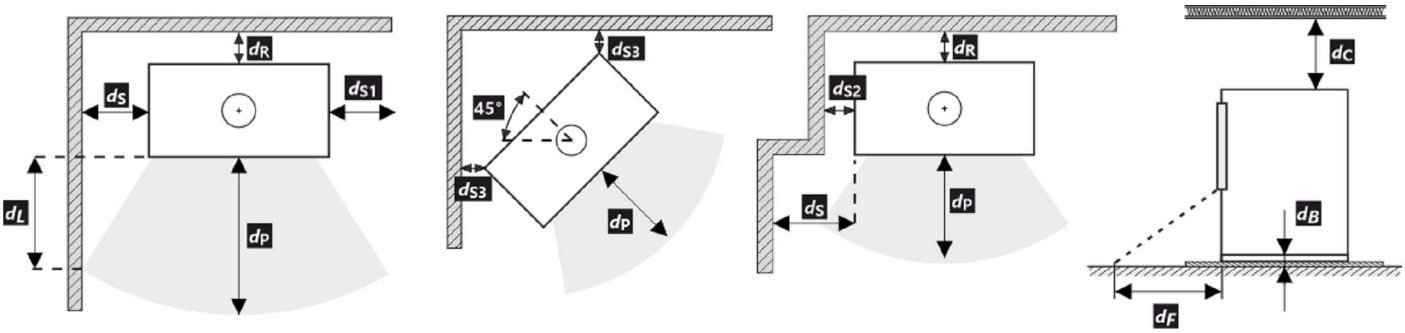


## Odległość od materiałów niepalnych

| | | |
|---|---|---|
| Tylna ($d_R$) | --- | mm |
| Boczne ($d_S$) | --- | mm |

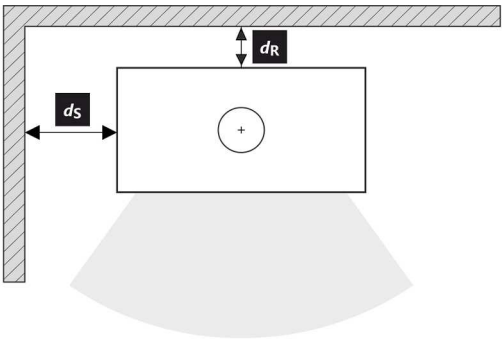

## A termék deklarált jellemzői

| | | | | |
|---|---|---|---|---|
| Harmonizált műszaki előírások | ✓ EN 13240<br>EN 13229 | EN 16510<br>✓ Ecodesign | ✓ DIN+<br>✓ BImSchV2 | DIBt<br>✓ 15a B-VG 2015 |

| | | |
|---|---|---|
| Termékosztályozás | Type BE | |
| Energetikai hatásfok ($\eta_{nom}$) | 85,7 | % |
| Energiahatékonysági mutató | 114,3 | |
| Energia címke | A+ | |
| Üzemanyag | Darabos fa | |
| Üzemanyag hossza | 180-350 | mm |
| Átlagos üzemanyag – fogyasztás | 1,63 | kg/h |
| Megengedett üzemanyag mennyiség | 2,2 | kg/h |
| Üzemanyag – ellátási intervallum | 1 óra | |
| Az égési levegő mennyisége | 20,7 | $m^3/h$ |
| Névleges teljesítmény ($P_{nom}$) | 5,7 | kW |
| A melegvíz hőcserélő névleges teljesítménye ($P_{W nom}$) | --- | kW |
| Maximális üzemi túlnyomás ($p_w$) | --- | bar |
| Száraz füstgáz tömegáram hő-és áramlástechnikai számításához | 6,4 | g/s |
| Égéstermék-hőmérséklet névleges hőteljesítmény mellett ($T_{nom}$) | 206 | °C |
| A füstgáz hőmérséklete a füstcsonk mögött a névleges hőteljesítménynél | 213 | °C |
| Huzatigény ($p_{nom}$) | 12 | Pa |
| A kémény hőmérsékleti osztálya | T400 | |
| Csatlakozás a közös kéményhez | Igen | |
| Por $O_2$ = 13 % ($PM_{nom}$) | 11 | $mg/Nm^3$ |
| Égéstermék-kibocsátás (CO a füstgázban $O_2$ = 13 %) ($CO_{nom}$) | 0,0752<br>940 | %<br>$mg/Nm^3$ |
| OGC $O_2$ = 13 % ($OGC_{nom}$) | 53 | $mg/Nm^3$ |
| NOx $O_2$ = 13 % ($NO_{Xnom}$) | 118 | $mg/Nm^3$ |
| Automatikus égésszabályozás | --- | |
| Villamosenergia-fogyasztás (*W*) | --- | W |
| Álló légveszteség ($V_h$) | --- | $m^3_N/h$ |
| Szakaszos működésre (INT) / Folytonos működésre (CON) | INT | |

## Alapvető műszaki adatok

| | | | |
|---|---|---|---|
| Fő méretek | Magasság (H)<br>Szélesség (W)<br>Mélység (L) | 1826<br>722<br>456 | mm<br>mm<br>mm |
| Az égéstér méretei | Magasság (H)<br>Szélesség (W)<br>Mélység (L) | 436<br>470<br>210 | mm<br>mm<br>mm |
| Kandalló ajtó méretei | Magasság (H)<br>Szélesség (W)<br>Mélység (L) | 407<br>578<br>307 | mm<br>mm<br>mm |
| A hátsó (oldalsó) bekötés tengelymagassága | | --- | mm |
| A melegvíz-cserélő térfogata | | --- | l |
| A füstcső átmérője | | 150 | mm |
| A füstcsőcsonk átmérője ($D_{out}$) | | 150 | mm |
| A külső levegő csatlakozás átmérője | | 125 | mm |
| Súly | | 302 | kg |
| A bemeneti szellőzőrács területe | | --- | $cm^2$ |
| A Kimeneti szellőzőrács területe | | --- | $cm^2$ |

Suchdol nad Odrou, 22. 06. 2023

## Távolság gyúlékony anyagoktól

| | | |
|---|---|---|
| Hátsó fal ($d_R$) | 100 | mm |
| Első ($d_P$) | 800 | mm |
| Első a padlóra ($d_F$) | --- | mm |
| Oldalfal ($d_S$) | 100 | mm |
| Oldalfal üveggel ($d_{S1}$) | 800 | mm |
| Oldalfal – bemélyedése ($d_{S2}$) | --- | mm |
| Oldalfal – elhelyezése 45° ($d_{S3}$) | --- | mm |
| Oldalirányú sugárzás ($d_L$) | --- | mm |
| A padlóról ($d_B$) | --- | mm |
| Mennyezettől ($d_C$) | 800 | mm |

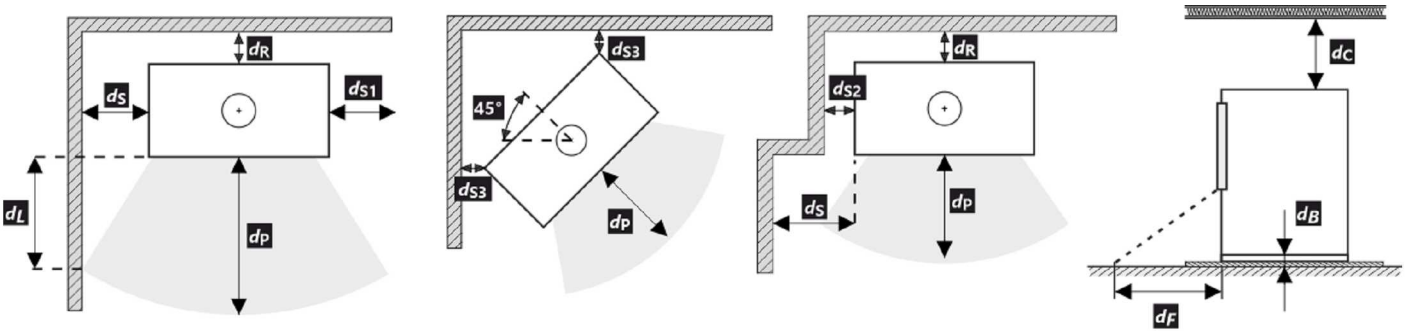


## Távolság nem gyúlékony anyagoktól

| | | |
|---|---|---|
| Hátsó fal ($d_R$) | --- | mm |
| Oldalfal ($d_S$) | --- | mm |

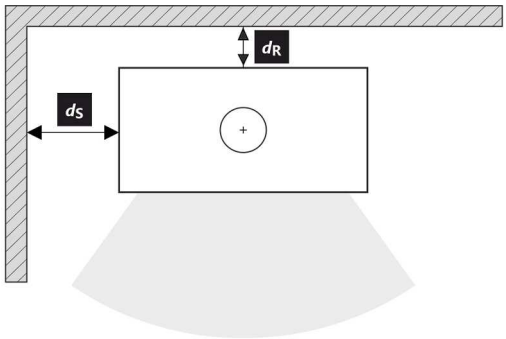

## Декларированные свойства изделия

| | | | | | |
|---|---|---|---|---|---|
| Гармонизированный стандарт | ✓ EN 13240<br>EN 13229 | EN 16510<br>✓ Ecodesign | ✓ DIN+<br>✓ BImSchV2 | DIBt<br>✓ 15a B-VG 2015 | |
| Классификация изделия | | | | Type BE | |
| Коэффициент энергоэффективности ($\eta_{nom}$) | | | | 85,7 | % |
| Индекс энергетического КПД | | | | 114,3 | |
| Этикетка энергетической эффективности | | | | A+ | |
| Топливо | | | | Кусок дерева | |
| Рекомендуемая длина топлива | | | | 180-350 | mm |
| Средний расход топлива | | | | 1,63 | kg/h |
| Допустимая загрузка топлива | | | | 2,2 | kg/h |
| Интервал дополнения топлива | | | | 1 ч | |
| Количество воздуха для горения | | | | 20,7 | $m^3/h$ |
| Номинальная мощность ($P_{nom}$) | | | | 5,7 | kW |
| Номинальная мощность тепловодного теплообменника ($P_{Wnom}$) | | | | --- | kW |
| Максимальное рабочее избыточное давление ($p_w$) | | | | --- | bar |
| Массовый расход сухих дымовых газов для расчёта дымового канала | | | | 6,4 | g/s |
| Температура дымовых газов при номинальной тепловой мощности ($T_{nom}$) | | | | 206 | °C |
| Средняя температура дымовых газов при номинальной тепловой мощности | | | | 213 | °C |
| Рабочая тяга ($p_{nom}$) | | | | 12 | Pa |
| Температурный класс дымовой трубы | | | | T400 | |
| Подключение к общей дымовой трубе | | | | Да | |
| Пыль $O_2$ = 13 % ($PM_{nom}$) | | | | 11 | $mg/Nm^3$ |
| Эмиссия дымовых газов (CO в дымовых газах при $O_2$ = 13 %) ($CO_{nom}$) | | | | 0,0752<br>940 | %<br>$mg/Nm^3$ |
| OGC $O_2$ = 13 % ($OGC_{nom}$) | | | | 53 | $mg/Nm^3$ |
| NOx $O_2$ = 13 % ($NO_{Xnom}$) | | | | 118 | $mg/Nm^3$ |
| Автоматическая регулировка горения | | | | --- | |
| Расход электрической энергии (*W*) | | | | --- | W |
| Постоянная потеря воздуха ($V_h$) | | | | --- | $m^3_N/h$ |
| Прерывистый режим работы (INT) / Непрерывный режим работы (CON) | | | | INT | |

## Основные технические данные

| | | | |
|---|---|---|---|
| Размеры | Высота (H)<br>Ширина (W)<br>Глубина (L) | 1826<br>722<br>456 | mm<br>mm<br>mm |
| Размеры камеры сгорания | Высота (H)<br>Ширина (W)<br>Глубина (L) | 436<br>470<br>210 | mm<br>mm<br>mm |
| Размеры дверки топочной камеры | Высота (H)<br>Ширина (W)<br>Глубина (L) | 407<br>578<br>307 | mm<br>mm<br>mm |
| Высота оси заднего (бокового) отвода | | --- | mm |
| Объём тепловодного теплообменника | | --- | l |
| Диаметр дымохода | | 150 | mm |
| Диаметр дымовой горловины ($D_{out}$) | | 150 | mm |
| Диаметр центрального подвода воздуха | | 125 | mm |
| Масса | | 302 | kg |
| Площадь входной вентиляционной решётки | | --- | $cm^2$ |
| Площадь выходной вентиляционной решётки | | --- | $cm^2$ |

## Расстояние до горючих материалов

| | | |
|---|---|---|
| Заднее ($d_R$) | 100 | mm |
| Переднее ($d_P$) | 800 | mm |
| Переднее нижне ($d_F$) | --- | mm |
| Бокове ($d_S$) | 100 | mm |
| Бокове со стеклом ($d_{S1}$) | 800 | mm |
| Бокове – ниша ($d_{S2}$) | --- | mm |
| Бокове – размещение 45° ($d_{S3}$) | --- | mm |
| Боковое излучение ($d_L$) | --- | mm |
| От пола ($d_B$) | --- | mm |
| От потолка ($d_C$) | 800 | mm |

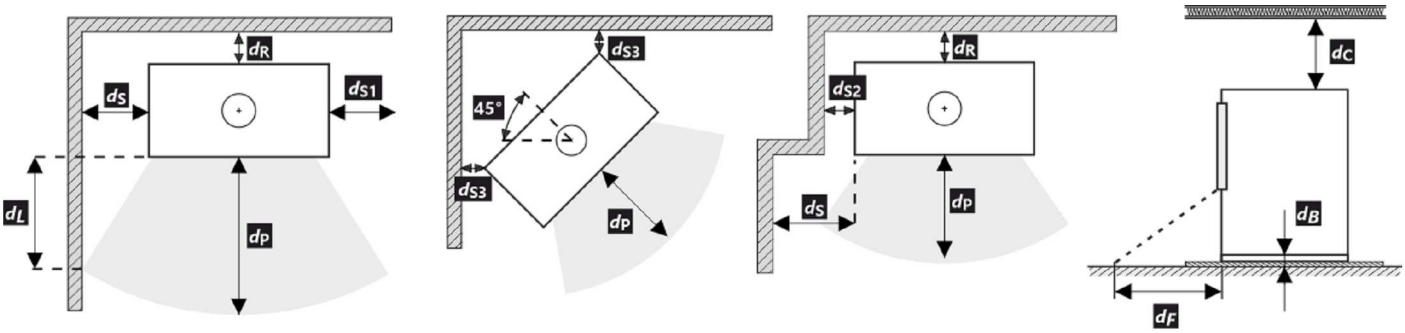


## Расстояние от невоспламеняющихся материалов

| | | |
|---|---|---|
| Заднее ($d_R$) | --- | mm |
| Бокове ($d_S$) | --- | mm |

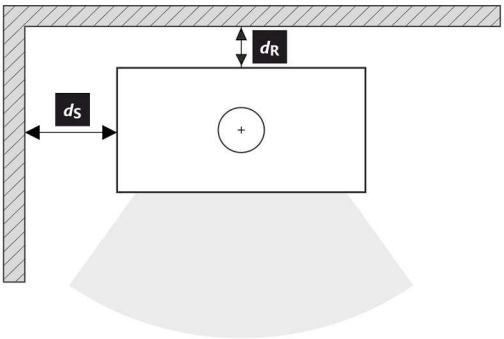

## Deklaracija lastnosti

| | | | | |
|---|---|---|---|---|
| Harmonizirana technična specifikacija | ✓ EN 13240<br>EN 13229 | EN 16510<br>✓ Ecodesign | ✓ DIN+<br>✓ BImSchV2 | DIBt<br>✓ 15a B-VG 2015 |

| | | |
|---|---|---|
| Klasifikacija izdelka | Type BE | |
| Energetska učinkovitost ($\eta_{nom}$) | 85,7 | % |
| Indeks energetske učinkovitosti | 114,3 | |
| Energijska nalepka | A+ | |
| Gorivo | Drva | |
| Priporočljiva dolžina goriva | 180-350 | mm |
| Povprečna poraba lesa | 1,63 | kg/h |
| Dovoljena količina lesa | 2,2 | kg/h |
| Interval dobave goriva za nazivno moč | 1 ura | |
| Zahtevan zrak za izgorevanje | 20,7 | $m^3/h$ |
| Nazivna moč ($P_{nom}$) | 5,7 | kW |
| Izhod toplovodnega izmenjevalnika ($P_{Wnom}$) | --- | kW |
| Delovni tlak ($p_w$) | --- | bar |
| Masni pretok huhih dimnih plinov | 6,4 | g/s |
| Srednja temperatura plinov pri nazivni toplotni moči ($T_{nom}$) | 206 | °C |
| Srednja temperatura dimnih plinov po grlu pri nazivni toplotni moči | 213 | °C |
| Vlek dimnika($p_{nom}$) | 12 | Pa |
| Temperaturni razred kamina | T400 | |
| Priključek na skupni dimnik | Da | |
| Prah $O_2$ = 13 % ($PM_{nom}$) | 11 | $mg/Nm^3$ |
| Emisije izgorevalnih plinov (CO v dimne pline pri $O_2$ = 13 %) ($CO_{nom}$) | 0,0752<br>940 | %<br>$mg/Nm^3$ |
| OGC $O_2$ = 13 % ($OGC_{nom}$) | 53 | $mg/Nm^3$ |
| NOx $O_2$ = 13 % ($NO_{Xnom}$) | 118 | $mg/Nm^3$ |
| Avtomatska regulacija gorenja | --- | |
| Poraba električne energije (*W*) | --- | W |
| Stalna izguba zraka ($V_h$) | --- | $m^3_N/h$ |
| Prekinjeno delovanje (INT) / Neprekinjeno delovanje (CON) | INT | |

## Osnovni tehnični podatki

| | | | |
|---|---|---|---|
| Dimenzije | Višina (H)<br>Širina (W)<br>Globina (L) | 1826<br>722<br>456 | mm<br>mm<br>mm |
| Dimenzije zgorevalne komore | Višina (H)<br>Širina (W)<br>Globina (L) | 436<br>470<br>210 | mm<br>mm<br>mm |
| Dimenzije vrat peči | Višina (H)<br>Širina (W)<br>Globina (L) | 407<br>578<br>307 | mm<br>mm<br>mm |
| Višina osi zadnjega (stranskega) izpusta | | --- | mm |
| Prostornina toplotnega izmenjevalnika | | --- | l |
| Premer priklučka dimne cevi | | 150 | mm |
| Premer dimne cevi ($D_{out}$) | | 150 | mm |
| Zunanji dovod zraka (ZDZ) | | 125 | mm |
| Teža | | 302 | kg |
| Minimalni presek konvektne odprtine za dovod zraka za nazivno moč | | --- | $cm^2$ |
| Minimalni presek konvektne odprtine za odvod zraka za nazivno moč | | --- | $cm^2$ |

## Varna razdalja od vnetljivega materiala

| | | |
|---|---|---|
| Zadaj ($d_R$) | 100 | mm |
| Spredaj ($d_P$) | 800 | mm |
| Spredaj do tal ( ($d_F$) | --- | mm |
| Stran ($d_S$) | 100 | mm |
| Stran s steklom ($d_{S1}$) | 800 | mm |
| Stran – niša ($d_{S2}$) | --- | mm |
| Stran – postavitev pod kotom 45° ($d_{S3}$) | --- | mm |
| Stransko sevanje ($d_L$) | --- | mm |
| Od tal ($d_B$) | --- | mm |
| Od stropa ($d_C$) | 800 | mm |

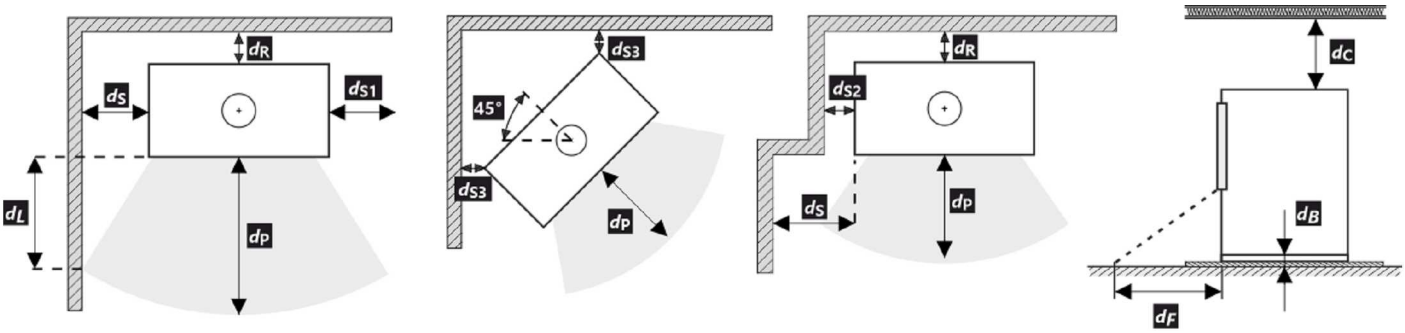


## Varna razdalja od negorljivega materiala

| | | |
|---|---|---|
| Zadaj ($d_R$) | --- | mm |
| Stran ($d_S$) | --- | mm |

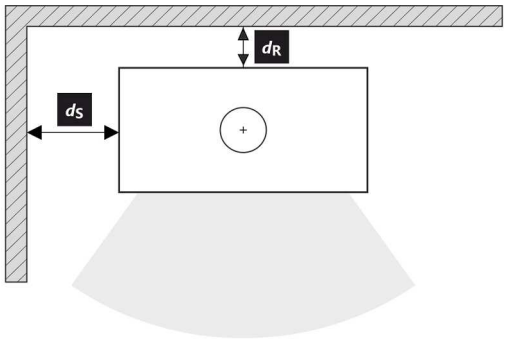

## Declared qualities stated

| | | | | | |
|---|---|---|---|---|---|
| Harmonised technical specification | ✓ EN 13240<br>EN 13229 | EN 16510<br>✓ Ecodesign | ✓ DIN+<br>✓ BImSchV2 | DIBt<br>✓ 15a B-VG 2015 | |
| Classification of appliance | | | | Type BE | |
| Energy efficiency ($N_{nom}$) | | | | 85,7 | % |
| The energy efficiency index | | | | 114,3 | |
| Energy label | | | | A+ | |
| Fuel | | | | Wood logs | |
| Fuel length | | | | 180-350 | mm |
| Average fuel consumption | | | | 1,63 | kg/h |
| Allowed fuel dose | | | | 2,2 | kg/h |
| Fuel supply interval | | | | 1 hour | |
| Amount of combustion air | | | | 20,7 | $m^3/h$ |
| Nominal output ($P_{nom}$) | | | | 5,7 | kW |
| Hot-water exchanger output ($P_{Wnom}$) | | | | --- | kW |
| Maximum operating overpressure ($p_w$) | | | | --- | bar |
| Dry flue gas mass flow rate to calculate the flue gas path | | | | 6,4 | g/s |
| Flue gas temperature ($T_{nom}$) | | | | 206 | °C |
| Mean flue gas temperature after throat | | | | 213 | °C |
| Flue draught ($p_{nom}$) | | | | 12 | Pa |
| Chimney temperature class | | | | T400 | |
| Connection to the common chimney | | | | Yes | |
| Dust $O_2$ = 13 % ($PM_{nom}$) | | | | 11 | $mg/Nm^3$ |
| Emissions of gases of sobustion (CO in the flue gases at $O_2$ = 13 %) ($CO_{nom}$) | | | | 0,0752<br>940 | %<br>$mg/Nm^3$ |
| OGC $O_2$ = 13 % ($OGC_{nom}$) | | | | 53 | $mg/Nm^3$ |
| NOx $O_2$ = 13 % ($NO_{Xnom}$) | | | | 118 | $mg/Nm^3$ |
| Automatic regulation unit of burning | | | | --- | |
| Power consumption (*W*) | | | | --- | W |
| Standing air loss ($V_h$) | | | | --- | $m^3_N/h$ |
| Intermittent operation (INT) / Continuous operation (CON) | | | | INT | |

## Basic technical data

| | | | |
|---|---|---|---|
| Principal dimensions | Height (H)<br>Width (W)<br>Length (L) | 1826<br>722<br>456 | mm<br>mm<br>mm |
| Combustion chamber dimensions | Height (H)<br>Width (W)<br>Length (L) | 436<br>470<br>210 | mm<br>mm<br>mm |
| Fireplace door dimensions | Height (H)<br>Width (W)<br>Length (L) | 407<br>578<br>307 | mm<br>mm<br>mm |
| Axis height of the rear (side) outlet | | --- | mm |
| Volume of hot-water exchanger | | --- | l |
| Flue diameter | | 150 | mm |
| Diameter of flue throat ($D_{out}$) | | 150 | mm |
| Diameter of external air connection | | 125 | mm |
| Weight | | 302 | kg |
| Area of Inlet ventilation grille | | --- | $cm^2$ |
| Area of Outlet ventilation grille | | --- | $cm^2$ |

## Distances from flammable materials

| | | |
|---|---|---|
| Back ($d_R$) | 100 | mm |
| Front ($d_P$) | 800 | mm |
| Front to the floor ($d_F$) | --- | mm |
| Side ($d_S$) | 100 | mm |
| Side with glass ($d_{S1}$) | 800 | mm |
| Side – niche ($d_{S2}$) | --- | mm |
| Side – location 45° ($d_{S3}$) | --- | mm |
| Side radiation ($d_L$) | --- | mm |
| From the floor ($d_B$) | --- | mm |
| From the ceiling ($d_C$) | 800 | mm |

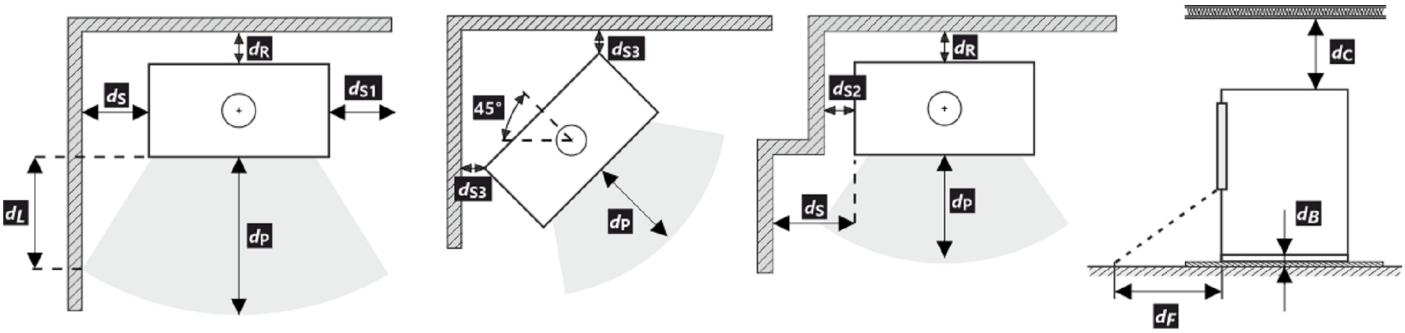


## Distances from nonflammable materials

| | | |
|---|---|---|
| Back ($d_R$) | --- | mm |
| Side ($d_S$) | --- | mm |

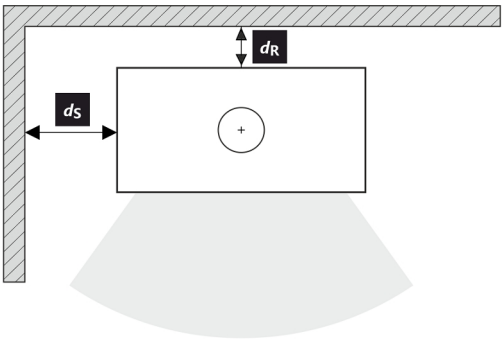

## Deklarierte Produkteigenschaften

| | | | | | |
|---|---|---|---|---|---|
| Harmonisierte technische Spezifikation | ✓ EN 13240<br>EN 13229 | EN 16510<br>✓ Ecodesign | ✓ DIN+<br>✓ BImSchV2 | DIBt<br>✓ 15a B-VG 2015 | |
| Produktklassifizierung | | | | Type BE | |
| Energiewirkundgsgrad ($\eta_{nom}$) | | | | 85,7 | % |
| Energieeffizienzindex | | | | 114,3 | |
| Energielabel | | | | A+ | |
| Brennstoff | | | | Scheitholz | |
| Brennstofflänge | | | | 180-350 | mm |
| Durchschnittlicher Brennstoffverbrauch | | | | 1,63 | kg/h |
| Zulässiger Brennstoffverbrauch | | | | 2,2 | kg/h |
| Brennstofflieferintervall | | | | 1 Stunde | |
| Verbrennungsluftmenge | | | | 20,7 | $m^3/h$ |
| Nennwärmeleistung ($P_{nom}$) | | | | 5,7 | kW |
| Wärmetauscherleistung ($P_{Wnom}$) | | | | --- | kW |
| Maximaler Betriebsüberdruck ($p_w$) | | | | --- | bar |
| Rauchgasmassenstrom (trocken) für die Berechnung der Rauchgaswege | | | | 6,4 | g/s |
| Durchschnittliche Abgastemperatur ($T_{nom}$) | | | | 206 | °C |
| Durchschnittliche Rauchgastemperatur hinter dem Stutzen | | | | 213 | °C |
| Förderdruck ($p_{nom}$) | | | | 12 | Pa |
| Temperaturklasse | | | | T400 | |
| Mehrfachbelegung | | | | Ja | |
| Feinstaub $O_2$ = 13 % ($PM_{nom}$) | | | | 11 | $mg/Nm^3$ |
| Abgasemission (CO in den Abgasen bei $O_2$ = 13 %) ($CO_{nom}$) | | | | 0,0752<br>940 | %<br>$mg/Nm^3$ |
| OGC $O_2$ = 13 % ($OGC_{nom}$) | | | | 53 | $mg/Nm^3$ |
| $NO_X$ $O_2$ = 13 % ($NO_{Xnom}$) | | | | 118 | $mg/Nm^3$ |
| Automatische Abbrandsteuerung | | | | --- | |
| Stromverbrauch (*W*) | | | | --- | W |
| Ständiger Luftverlust ($V_h$) | | | | --- | $m^3_N/h$ |
| Intervallbetrieb (INT) / Dauerbetrieb (CON) | | | | INT | |

## Technische Grunddaten

| | | | |
|---|---|---|---|
| Hauptabmessungen | Höche (H)<br>Breite (W)<br>Tiefe (L) | 1826<br>722<br>456 | mm<br>mm<br>mm |
| Abmessungen der Brennkammer | Höche (H)<br>Breite (W)<br>Tiefe (L) | 436<br>470<br>210 | mm<br>mm<br>mm |
| Abmessungen der Feuerraumtür | Höche (H)<br>Breite (W)<br>Tiefe (L) | 407<br>578<br>307 | mm<br>mm<br>mm |
| Achshöhe hinterer (seitlichen) Rauchrohanschluss | | --- | mm |
| Volumen Wärmetauscher | | --- | l |
| Rauchrohrdurchmesser | | 150 | mm |
| Abgasstutzen ($D_{out}$) | | 150 | mm |
| Durchmesser zentrale Luftzufuhr | | 125 | mm |
| Gewicht | | 302 | kg |
| Fläche Zuluftgitter | | --- | $cm^2$ |
| Fläche Abluftgitter | | --- | $cm^2$ |

## Abstand zu brennbaren Materialien

| | | |
|---|---|---|
| Rückwand ($d_R$) | 100 | mm |
| Strahlungsbereich ($d_P$) | 800 | mm |
| Strahlungsbereich zum Boden ($d_F$) | --- | mm |
| Seitenwände ($d_S$) | 100 | mm |
| Seite mit Glas ($d_{S1}$) | 800 | mm |
| Seite – Nische ($d_{S2}$) | --- | mm |
| Seite – Ausrichtung 45° ($d_{S3}$) | --- | mm |
| Seitliche Strahlung ($d_L$) | --- | mm |
| Von dem Boden ($d_B$) | --- | mm |
| Von der Decke ($d_C$) | 800 | mm |

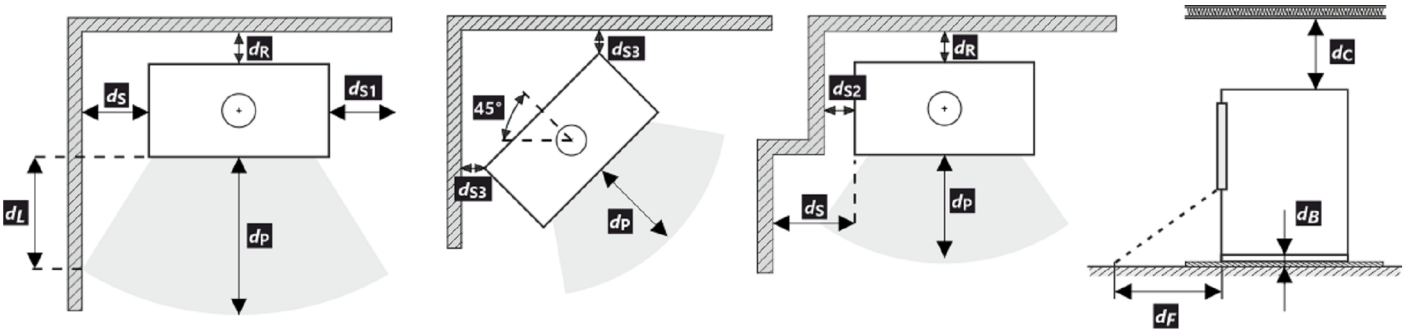


## Abstand zu nicht brennbaren Materialien

| | | |
|---|---|---|
| Rückwand ($d_R$) | --- | mm |
| Seitenwände ($d_S$) | --- | mm |

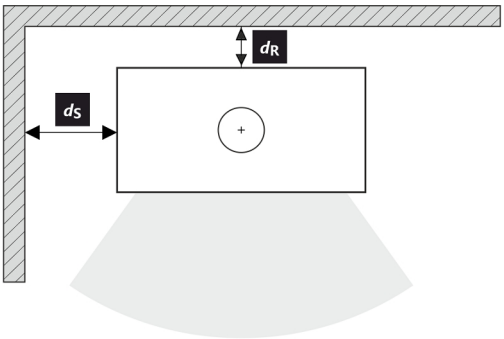

## Caractéristiques déclarées du produit

| | | | | |
|---|---|---|---|---|
| Norme(s) Européennes | ✓ EN 13240<br>EN 13229 | EN 16510<br>✓ Ecodesign | ✓ DIN+<br>✓ BImSchV2 | DIBt<br>✓ 15a B-VG 2015 |

| | | |
|---|---|---|
| Classification de l'appareil | Type BE | |
| Rendement énergétique ($\eta_{nom}$) | 85,7 | % |
| L'indice d'efficacité énergétique EEI | 114,3 | |
| Label énergétique | A+ | |
| Combustible | Bûches | |
| Longueur recommandée de bûches | 180-350 | mm |
| Consommation moyenne de combustible | 1,63 | kg/h |
| Charge en bois autorisé | 2,2 | kg/h |
| Intervalle entre les chargements de combustible | 1 heure | |
| Débit massique des fumées | 20,7 | $m^3/h$ |
| Puissance nominale ($P_{nom}$) | 5,7 | kW |
| Puissance nominale de l'échangeur ($P_{Wnom}$) | --- | kW |
| Surpression maximale de fonctionnement ($p_w$) | --- | bar |
| Débit massique des gaz de combustion secs pour le calcul des gaz de combustion | 6,4 | g/s |
| Température moyenne des résidus de combustion ($T_{nom}$) | 206 | °C |
| Température moyenne des résidus de combustion derrière la sortie | 213 | °C |
| Tirage de conduit de fumée ($p_{nom}$) | 12 | Pa |
| Classe de température | T400 | |
| Raccordement à une cheminée collective | Oui | |
| Poussière $O_2$ = 13 % ($PM_{nom}$) | 11 | $mg/Nm^3$ |
| Résidus de combustion émis (CO dans les résidus de combustion pour $O_2$ = 13 %) ($CO_{nom}$) | 0,0752<br>940 | %<br>$mg/Nm^3$ |
| OGC $O_2$ = 13 % ($OGC_{nom}$) | 53 | $mg/Nm^3$ |
| NOx $O_2$ = 13 % ($NO_{Xnom}$) | 118 | $mg/Nm^3$ |
| Régulation automatique de la combustion | --- | |
| La consommation d'électricité ( *W*) | --- | W |
| Standing air loss ($V_h$) | --- | $m^3_N/h$ |
| Fonctionnement par intermittence (INT) / Service ininterrompu (CON) | INT | |

## Données techniques de base

| | | | |
|---|---|---|---|
| Dimensions principales | Hauteur (H)<br>Largeur (W)<br>Profondeur (L) | 1826<br>722<br>456 | mm<br>mm<br>mm |
| Dimensions de la chambre de combustion | Hauteur (H)<br>Largeur (W)<br>Profondeur (L) | 436<br>470<br>210 | mm<br>mm<br>mm |
| Dimensions de la porte (du foyer) | Hauteur (H)<br>Largeur (W)<br>Profondeur (L) | 407<br>578<br>307 | mm<br>mm<br>mm |
| Hauteur de l'axe de la sortie arrière (latérale) | | --- | mm |
| Volume de l'échangeur de chaleur | | --- | l |
| Diamètre du conduit de fumée | | 150 | mm |
| Diamètre de buse d'air de combustion ($D_{out}$) | | 150 | mm |
| Diamètre de l'arrivée d'air centrale | | 125 | mm |
| Poids | | 302 | kg |
| Zone de la grille de ventilation d'entrée | | --- | $cm^2$ |
| Zone de la grille de ventilation de sortie | | --- | $cm^2$ |

## Distance aux matériaux combustibles

| | | |
|---|---|---|
| Arrière ($d_R$) | 100 | mm |
| Avant ($d_P$) | 800 | mm |
| Avant (par rapport au sol) ($d_F$) | --- | mm |
| Latéral ($d_S$) | 100 | mm |
| Latéral avec vitre ($d_{S1}$) | 800 | mm |
| Latéral – niche ($d_{S2}$) | --- | mm |
| Latéral – emplacement 45° ($d_{S3}$) | --- | mm |
| Rayonnement latéral ($d_L$) | --- | mm |
| Depuis le sol ($d_B$) | --- | mm |
| Plafond ($d_C$) | 800 | mm |

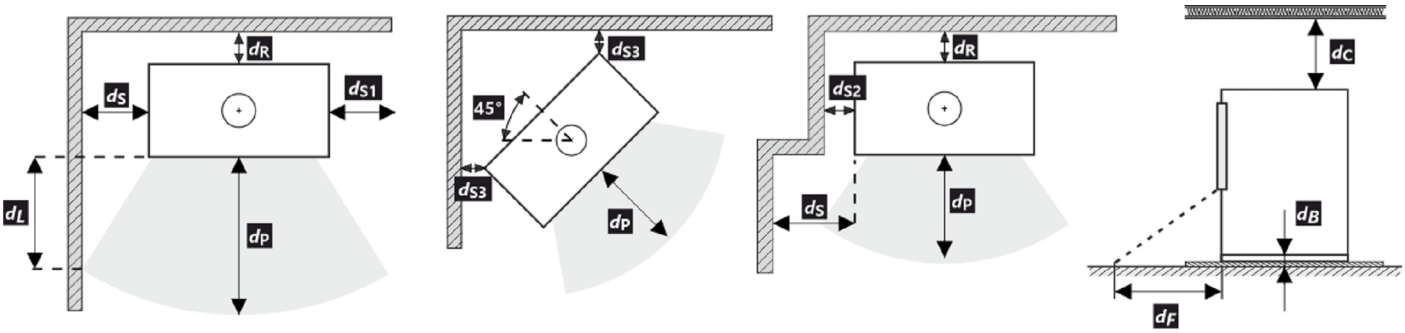


## Distance aux matériaux non-combustibles

| | | |
|---|---|---|
| Arrière ($d_R$) | --- | mm |
| Latéral ($d_S$) | --- | mm |

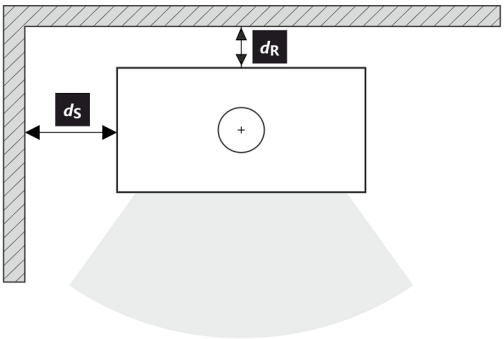

## Proprietà dichiarate del prodotto

| | | | | | |
|---|---|---|---|---|---|
| Specificazioni tecniche armonizzate | ✓ EN 13240<br>EN 13229 | EN 16510<br>✓ Ecodesign | ✓ DIN+<br>✓ BImSchV2 | DIBt<br>✓ 15a B-VG 2015 | |
| Classificazione del prodotto | | | | Type BE | |
| Efficienza energetica ($\eta_{nom}$) | | | | 85,7 | % |
| Indice di efficienza prodotto | | | | 114,3 | |
| Etichetta energetica | | | | A+ | |
| Combustibile | | | | Legna | |
| Combustibile – lunghezza | | | | 180-350 | mm |
| Consumo medio di combustibile | | | | 1,63 | kg/h |
| Dose ammessa di combustibile | | | | 2,2 | kg/h |
| Intervallo di aggiunta di combustibile | | | | 1 ora | |
| Quantità di aria di combustione | | | | 20,7 | $m^3/h$ |
| Protenza nominale ($P_{nom}$) | | | | 5,7 | kW |
| Protenza nominale dello scamniatore di acqua calda ($P_{Wnom}$) | | | | --- | kW |
| Sovrappressione massima di funzionamento ($p_w$) | | | | --- | bar |
| Portata dei fumi di scarico secchi per il calcolo delle condotte dei fumi di scarico | | | | 6,4 | g/s |
| Temperatura dei gas combusti alla potenza calorica nominale ($T_{nom}$) | | | | 206 | °C |
| Temp. media dei gas di scarico al collo alla potenza termica nominale | | | | 213 | °C |
| Tiro di esercizio ($p_{nom}$) | | | | 12 | Pa |
| Classe di temperatura del camino | | | | T400 | |
| Collegamento al camino collettivo | | | | Sí | |
| Polvere $O_2$ = 13 % ($PM_{nom}$) | | | | 11 | $mg/Nm^3$ |
| Emissioni (CO nei gas comburenti all' $O_2$ = 13 %) ($CO_{nom}$) | | | | 0,0752<br>940 | %<br>$mg/Nm^3$ |
| OGC $O_2$ = 13 % ($OGC_{nom}$) | | | | 53 | $mg/Nm^3$ |
| NOx $O_2$ = 13 % ($NO_{Xnom}$) | | | | 118 | $mg/Nm^3$ |
| Controllo automatico della combustione | | | | --- | |
| Consumo di energia elettrica (*W*) | | | | --- | W |
| Perdita d'aria in piedi ($V_h$) | | | | --- | $m^3_N/h$ |
| Funzionamento intermittente (INT) / Funzionamento continuo (CON) | | | | INT | |

## Dati tecnici di base

| | | | |
|---|---|---|---|
| Dimensioni principali | Altezza (H)<br>Larghezza (W)<br>Profondità (L) | 1826<br>722<br>456 | mm<br>mm<br>mm |
| Dimensioni della camera di combustione | Altezza (H)<br>Larghezza (W)<br>Profondità (L) | 436<br>470<br>210 | mm<br>mm<br>mm |
| Dimensioni dello sportello del focolare | Altezza (H)<br>Larghezza (W)<br>Profondità (L) | 407<br>578<br>307 | mm<br>mm<br>mm |
| Altezza dell'asse dell'uscita posteriore (laterale) | | --- | mm |
| Volume dello scambiatore di aqua calda | | --- | l |
| Diametro del condotto fumario | | 150 | mm |
| Diametro del gola della canna fumaria ($D_{out}$) | | 150 | mm |
| Diametro dell'afflusso centralizzato di aria | | 125 | mm |
| Peso | | 302 | kg |
| Superficie della griglia di aerazione d'ingresso | | --- | $cm^2$ |
| Superficie della griglia di aerazione d'uscita | | --- | $cm^2$ |

## Distanza di materiali infiammabili

| | | |
|---|---|---|
| Posteriore ($d_R$) | 100 | mm |
| Anteriore ($d_P$) | 800 | mm |
| Anteriore (rispetto al pavimento)($d_F$) | --- | mm |
| Laterali ($d_S$) | 100 | mm |
| Vetrata laterale ($d_{S1}$) | 800 | mm |
| Laterali – nicchia ($d_{S2}$) | --- | mm |
| Laterali – posizione 45° ($d_{S3}$) | --- | mm |
| Radiazione laterale ($d_L$) | --- | mm |
| Dal pavimento ($d_B$) | --- | mm |
| Dal soffitto ($d_C$) | 800 | mm |

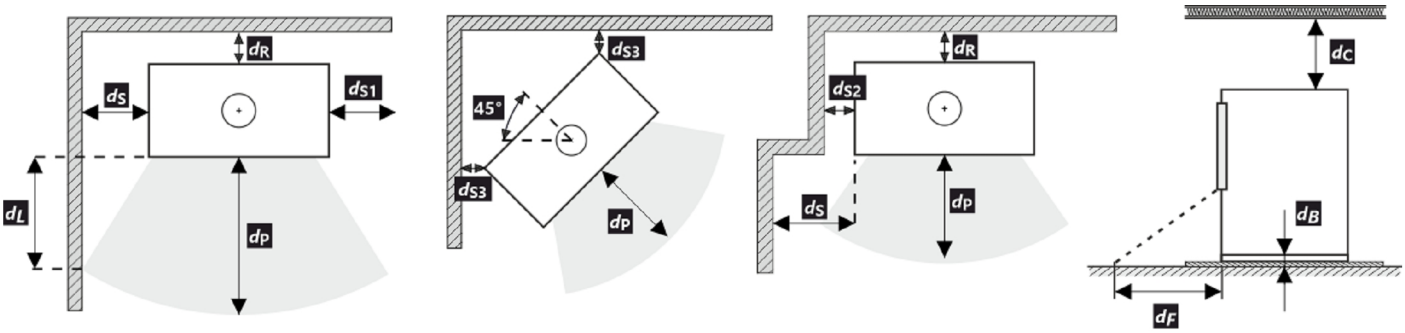


## Distanza di materiali non infiammabili

| | | |
|---|---|---|
| Posteriore ($d_R$) | --- | mm |
| Laterali ($d_S$) | --- | mm |

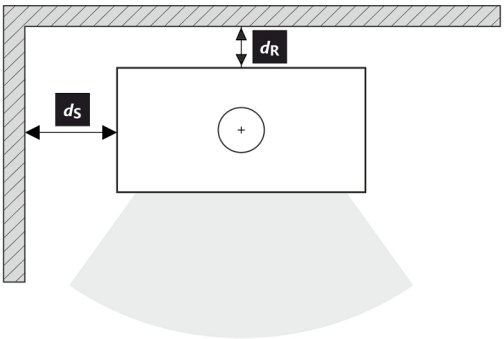

## Deklarované vlastnosti výrobku

| | | | | | |
|---|---|---|---|---|---|
| Harmonizovaná norma | ✓ EN 13240<br>EN 13229 | EN 16510<br>✓ Ecodesign | ✓ DIN+<br>✓ BImSchV2 | DIBt<br>✓ 15a B-VG 2015 | |
| Klasifikace výrobku | | | | Type BE | |
| Energetická účinnost ($\eta_{nom}$) | | | | 92,2 | % |
| Index energetické účinnosti | | | | 123,7 | |
| Energetický štítek | | | | A+ | |
| Palivo | | | | Kusové dřevo | |
| Doporučená délka paliva | | | | 180-350 | mm |
| Průměrná spotřeba paliva | | | | 1,64 | kg/h |
| Povolená dávka paliva | | | | 2,2 | kg/h |
| Interval dodávky paliva | | | | 1 hodina | |
| Množství spalovacího vzduchu | | | | 20,8 | $m^3/h$ |
| Jmenovitý výkon ($P_{nom}$) | | | | 5,7 | kW |
| Jmenovitý výkon teplovodního výměníku ($P_{Wnom}$) | | | | --- | kW |
| Maximální provozní přetlak ($p_w$) | | | | --- | bar |
| Hmotnostní průtok suchých spalin pro výpočet spalinových cest | | | | 6,4 | g/s |
| Teplota spalin při jmenovitém tepelném výkonu ($T_{nom}$) | | | | 123 | °C |
| Průměrná teplota spalin za hrdlem při jmenovitém tepelném výkonu | | | | 133 | °C |
| Provozní tah ($p_{nom}$) | | | | 12 | Pa |
| Teplotní třída komína | | | | T400 | |
| Připojení na společný komín | | | | Ano | |
| Prach $O_2$ = 13 % ($PM_{nom}$) | | | | 11 | $mg/Nm^3$ |
| Emise spalin (CO ve spalinách při $O_2$ = 13 %) ($CO_{nom}$) | | | | 0,0705<br>882 | %<br>$mg/Nm^3$ |
| OGC $O_2$ = 13 % ($OGC_{nom}$) | | | | 53 | $mg/Nm^3$ |
| NOx $O_2$ = 13 % ($NO_{Xnom}$) | | | | 118 | $mg/Nm^3$ |
| Automatická regulace hoření | | | | --- | |
| Spotřeba elektrické energie (*W*) | | | | --- | W |
| Stálá ztráta vzduchu ($V_h$) | | | | --- | $m^3_N/h$ |
| Přerušovaný provoz (INT) / Nepřetržitý provoz (CON) | | | | INT | |

## Základní technické údaje

| | | | |
|---|---|---|---|
| Rozměry | Výška (H)<br>Šířka (W)<br>Hloubka (L) | 1826<br>722<br>456 | mm<br>mm<br>mm |
| Rozměry spalovací komory | Výška (H)<br>Šířka (W)<br>Hloubka (L) | 436<br>470<br>210 | mm<br>mm<br>mm |
| Rozměry dveří topeniště | Výška (H)<br>Šířka (W)<br>Hloubka (L) | 407<br>578<br>307 | mm<br>mm<br>mm |
| Výška osy zadního (bočního) vývodu | | --- | mm |
| Objem teplovodního výměníku | | --- | l |
| Průměr kouřovodu | | 150 | mm |
| Průměr kouřového hrdla ($D_{out}$) | | 150 | mm |
| Průměr centrálního přívodu vzduchu | | 125 | mm |
| Hmotnost | | 419 | kg |
| Plocha vstupní větrací mřížky | | --- | $cm^2$ |
| Plocha výstupní větrací mřížky | | --- | $cm^2$ |

## Vzdálenost od hořlavých materiálů

| | | |
|---|---|---|
| Zadní ($d_R$) | 100 | mm |
| Čelní ($d_P$) | 800 | mm |
| Čelní k podlaze ($d_F$) | --- | mm |
| Boční ($d_S$) | 100 | mm |
| Boční se sklem ($d_{S1}$) | 800 | mm |
| Boční – výklenek ($d_{S2}$) | --- | mm |
| Boční – umístění 45° ($d_{S3}$) | --- | mm |
| Boční záření ($d_L$) | --- | mm |
| Od podlahy ($d_B$) | --- | mm |
| Od stropu ($d_C$) | 800 | mm |

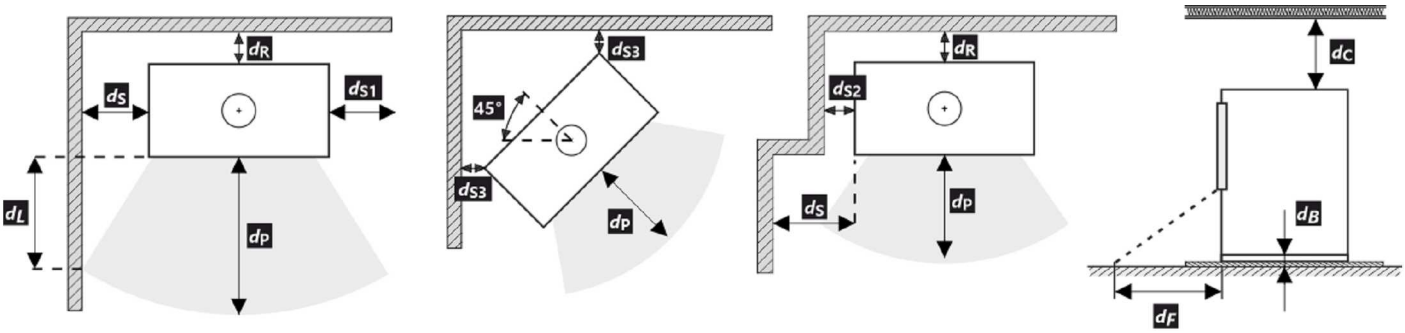


## Vzdálenost od nehořlavých materiálů

| | | |
|---|---|---|
| Zadní ($d_R$) | --- | mm |
| Boční ($d_S$) | --- | mm |

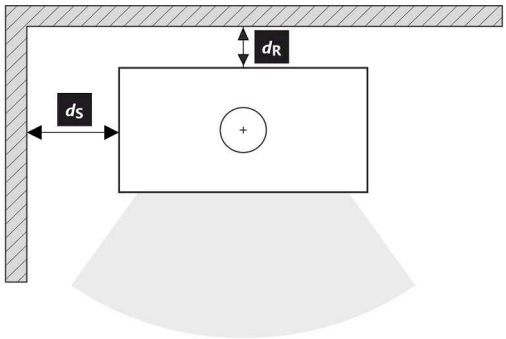

## Deklarované vlastnosti výrobku

| | | | | | |
|---|---|---|---|---|---|
| Harmonizovaná norma | ✓ EN 13240<br>EN 13229 | EN 16510<br>✓ Ecodesign | ✓ DIN+<br>✓ BImSchV2 | DIBt<br>✓ 15a B-VG 2015 | |
| Klasifikácia výrobku | | | | Type BE | |
| Energetická účinnosť ($\eta_{nom}$) | | | | 92,2 | % |
| Index energetickej účinnosti | | | | 123,7 | |
| Energetický štítok | | | | A+ | |
| Palivo | | | | Kusové drevo | |
| Dĺžka paliva | | | | 180-350 | mm |
| Priemerná spotreba paliva | | | | 1,64 | kg/h |
| Povolená dávka paliva | | | | 2,2 | kg/h |
| Interval dodávky paliva | | | | 1 hodina | |
| Množstvo spaľovacieho vzduchu | | | | 20,8 | $m^3/h$ |
| Menovitý výkon ($P_{nom}$) | | | | 5,7 | kW |
| Menovitý výkon teplovodného výmenníka ($P_{Wnom}$) | | | | --- | kW |
| Maximálny prevádzkový pretlak ($p_w$) | | | | --- | bar |
| Hmotnostný prietok suchých spalín na výpočet spalinovej cesty | | | | 6,4 | g/s |
| Teplota spalín pri menovitom tepelnom výkone ($T_{nom}$) | | | | 123 | °C |
| Priemerná teplota spalín pri menovitom tepelnom výkone za hrdlom | | | | 133 | °C |
| Prevádzkový ťah ($p_{nom}$) | | | | 12 | Pa |
| Teplotná trieda komína | | | | T400 | |
| Pripojenie na spoločný komín | | | | Áno | |
| Prach $O_2$ = 13 % ($PM_{nom}$) | | | | 11 | $mg/Nm^3$ |
| Emisie spalín (CO v spalinách pri $O_2$ = 13 %) ($CO_{nom}$) | | | | 0,0705<br>882 | %<br>$mg/Nm^3$ |
| OGC $O_2$ = 13 % ($OGC_{nom}$) | | | | 53 | $mg/Nm^3$ |
| NOx $O_2$ = 13 % ($NO_{Xnom}$) | | | | 118 | $mg/Nm^3$ |
| Automatická regulácia spaľovania | | | | --- | |
| Spotreba elektrickej energie (*W*) | | | | --- | W |
| Stála strata vzduchu ($V_h$) | | | | --- | $m^3_N/h$ |
| Prerušovaná prevádzka (INT) / Nepretržitá prevádzka (CON) | | | | INT | |

## Základní technické údaje

| | | | |
|---|---|---|---|
| Rozmery | Výška (H)<br>Šírka(W)<br>Hĺbka (L) | 1826<br>722<br>456 | mm<br>mm<br>mm |
| Rozmery spaľovacej komory | Výška (H)<br>Šírka(W)<br>Hĺbka (L) | 436<br>470<br>210 | mm<br>mm<br>mm |
| Rozmery dvierok ohniska | Výška (H)<br>Šírka(W)<br>Hĺbka (L) | 407<br>578<br>307 | mm<br>mm<br>mm |
| Výška osi zadného (bočného) vývodu | | --- | mm |
| Objem teplovodného výmenníka | | --- | l |
| Priemer dymovodu | | 150 | mm |
| Priemer dymového hrdla ($D_{out}$) | | 150 | mm |
| Priemer centrálneho prívodu vzduchu | | 125 | mm |
| Hmotnosť | | 419 | kg |
| Oblasť vstupnej vetracej mriežky | | --- | $cm^2$ |
| Oblasť výstupnej vetracej mriežky | | --- | $cm^2$ |

## Vzdialenosť od horľavých materiálov

| | | |
|---|---|---|
| Zadná ($d_R$) | 100 | mm |
| Čelná ($d_P$) | 800 | mm |
| Čelná k podlahe ($d_F$) | --- | mm |
| Bočná ($d_S$) | 100 | mm |
| Bočná presklená stena ($d_{S1}$) | 800 | mm |
| Bočná – výklenok ($d_{S2}$) | --- | mm |
| Bočná – umiestnenia 45° ($d_{S3}$) | --- | mm |
| Bočné žiarenie ($d_L$) | --- | mm |
| Od podlahy ($d_B$) | --- | mm |
| Od stropu ($d_C$) | 800 | mm |

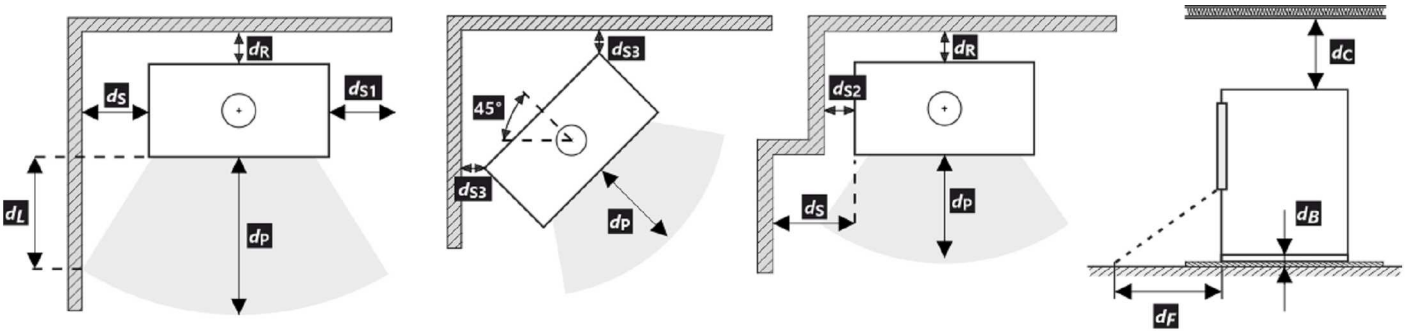


## Vzdialenosť od nehorľavých materiálov

| | | |
|---|---|---|
| Zadná ($d_R$) | --- | mm |
| Bočná ($d_S$) | --- | mm |

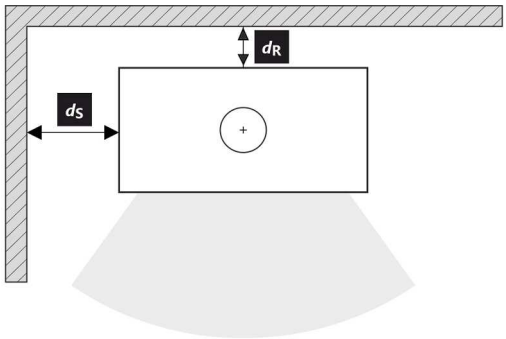

## Deklarowane właściwości produktu

| | | | | | |
|---|---|---|---|---|---|
| Powiązana specyfikacja techniczna | ✓ EN 13240<br>EN 13229 | EN 16510<br>✓ Ecodesign | ✓ DIN+<br>✓ BImSchV2 | DIBt<br>✓ 15a B-VG 2015 | |
| Klasyfikacja produktu | | | | Type BE | |
| Sprawność energetyczna ($\eta_{nom}$) | | | | 92,2 | % |
| Współczynnik efektywności energetycznej | | | | 123,7 | |
| Etykieta energetyczna | | | | A+ | |
| Opał | | | | Kawałek drewna | |
| Długość polan | | | | 180-350 | mm |
| Nominalna dawka opału | | | | 1,64 | kg/h |
| Dopuszczalna dawka opału | | | | 2,2 | kg/h |
| Interwał dokładania | | | | 1 godzina | |
| Ilość powietrza do spalania | | | | 20,8 | $m^3/h$ |
| Moc cieplna znamionowa ($P_{nom}$) | | | | 5,7 | kW |
| Moc znamionowa wymiennika ciepła ($P_{Wnom}$) | | | | --- | kW |
| Maksymalne nadciśnienie robocze ($p_w$) | | | | --- | bar |
| Masa cząstek stałych w spalinach | | | | 6,4 | g/s |
| Temperatura spalin przy znamionowej mocy cieplnej | | | | 123 | °C |
| Średnia temperatura spalin przy szyjce przy nominalnej mocy cieplnej | | | | 133 | °C |
| Ciąg komin ($p_{nom}$) | | | | 12 | Pa |
| Klasa temperaturowa komina | | | | T400 | |
| Podłączenie do wspólnego komina | | | | Tak | |
| Pył $O_2$ = 13 % ($PM_{nom}$) | | | | 11 | $mg/Nm^3$ |
| Emisja spalin (CO w gazach spalinowych przy $O_2$ = 13 %) ($CO_{nom}$) | | | | 0,0705<br>882 | %<br>$mg/Nm^3$ |
| OGC $O_2$ = 13 % ($OGC_{nom}$) | | | | 53 | $mg/Nm^3$ |
| NOx $O_2$ = 13 % ($NO_{Xnom}$) | | | | 118 | $mg/Nm^3$ |
| Automatyczna regulacja spalania | | | | --- | |
| Zużycie energii elektrycznej (*W*) | | | | --- | W |
| Standing air loss ($V_h$) | | | | --- | $m^3_N/h$ |
| Praca przerywana (INT) / Praca ciągła (CON) | | | | INT | |

## Podstawowe dane techniczne

| | | | |
|---|---|---|---|
| Wymiary podstawowe | Wysokość (H)<br>Szerokość (W)<br>Głębokość (L) | 1826<br>722<br>456 | mm<br>mm<br>mm |
| Wymiary komory spalania | Wysokość (H)<br>Szerokość (W)<br>Głębokość (L) | 436<br>470<br>210 | mm<br>mm<br>mm |
| Wymiary drzwiczek paleniska | Wysokość (H)<br>Szerokość (W)<br>Głębokość (L) | 407<br>578<br>307 | mm<br>mm<br>mm |
| Wysokość osi tylnego (bocznego) wylotu spalin | | --- | mm |
| Pojemność płaszcza wodnego | | --- | l |
| Średnica komina | | 150 | mm |
| Średnica wylotu spalin ($D_{out}$) | | 150 | mm |
| Średnica CDP – centralnego doprowadzenia powietrza | | 125 | mm |
| Waga | | 419 | kg |
| Powierzchnia kratki konwekcyjnej – wlot | | --- | $cm^2$ |
| Powierzchnia kratki konwekcyjnej – wylot | | --- | $cm^2$ |

## Odległość od materiałów palnych

| | | |
|---|---|---|
| Tylna ($d_R$) | 100 | mm |
| Czołowa ($d_P$) | 800 | mm |
| Czołowa do podłogi ($d_F$) | --- | mm |
| Boczne ($d_S$) | 100 | mm |
| Od strony szkła ścianki ($d_{S1}$) | 800 | mm |
| Boczne – nisza ($d_{S2}$) | --- | mm |
| Boczne – lokalizacja 45° ($d_{S3}$) | --- | mm |
| Promieniowanie boczne ($d_L$) | --- | mm |
| Od podłogi ($d_B$) | --- | mm |
| Z sufitu ($d_C$) | 800 | mm |

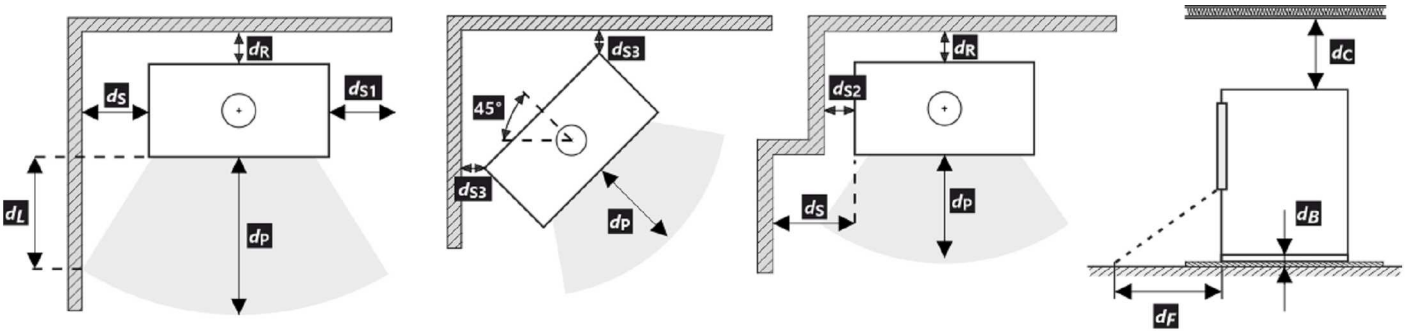


## Odległość od materiałów niepalnych

| | | |
|---|---|---|
| Tylna ($d_R$) | --- | mm |
| Boczne ($d_S$) | --- | mm |

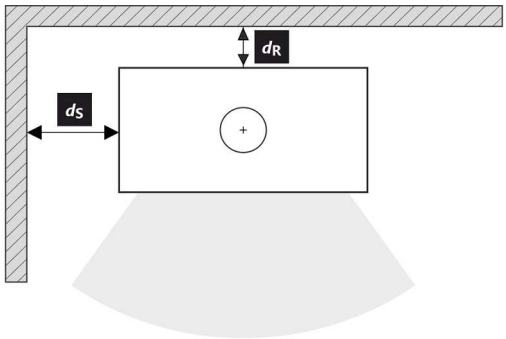

## A termék deklarált jellemzői

| | | | | |
|---|---|---|---|---|
| Harmonizált műszaki előírások | ✓ EN 13240<br>EN 13229 | EN 16510<br>✓ Ecodesign | ✓ DIN+<br>✓ BImSchV2 | DIBt<br>✓ 15a B-VG 2015 |

| | | |
|---|---|---|
| Termékosztályozás | Type BE | |
| Energetikai hatásfok ($\eta_{nom}$) | 92,2 | % |
| Energiahatékonysági mutató | 123,7 | |
| Energia címke | A+ | |
| Üzemanyag | Darabos fa | |
| Üzemanyag hossza | 180-350 | mm |
| Átlagos üzemanyag – fogyasztás | 1,64 | kg/h |
| Megengedett üzemanyag mennyiség | 2,2 | kg/h |
| Üzemanyag – ellátási intervallum | 1 óra | |
| Az égési levegő mennyisége | 20,8 | $m^3/h$ |
| Névleges teljesítmény ($P_{nom}$) | 5,7 | kW |
| A melegvíz hőcserélő névleges teljesítménye ($P_{W nom}$) | --- | kW |
| Maximális üzemi túlnyomás ($p_w$) | --- | bar |
| Száraz füstgáz tömegáram hő-és áramlástechnikai számításához | 6,4 | g/s |
| Égéstermék-hőmérséklet névleges hőteljesítmény mellett ($T_{nom}$) | 123 | °C |
| A füstgáz hőmérséklete a füstcsonk mögött a névleges hőteljesítménynél | 133 | °C |
| Huzatigény ($p_{nom}$) | 12 | Pa |
| A kémény hőmérsékleti osztálya | T400 | |
| Csatlakozás a közös kéményhez | Igen | |
| Por $O_2$ = 13 % ($PM_{nom}$) | 11 | $mg/Nm^3$ |
| Égéstermék-kibocsátás (CO a füstgázban $O_2$ = 13 %) ($CO_{nom}$) | 0,0705<br>882 | %<br>$mg/Nm^3$ |
| OGC $O_2$ = 13 % ($OGC_{nom}$) | 53 | $mg/Nm^3$ |
| NOx $O_2$ = 13 % ($NO_{Xnom}$) | 118 | $mg/Nm^3$ |
| Automatikus égésszabályozás | --- | |
| Villamosenergia-fogyasztás (*W*) | --- | W |
| Álló légveszteség ($V_h$) | --- | $m^3_N/h$ |
| Szakaszos működésre (INT) / Folytonos működésre (CON) | INT | |

## Alapvető műszaki adatok

| | | | |
|---|---|---|---|
| Fő méretek | Magasság (H)<br>Szélesség (W)<br>Mélység (L) | 1826<br>722<br>456 | mm<br>mm<br>mm |
| Az égéstér méretei | Magasság (H)<br>Szélesség (W)<br>Mélység (L) | 436<br>470<br>210 | mm<br>mm<br>mm |
| Kandalló ajtó méretei | Magasság (H)<br>Szélesség (W)<br>Mélység (L) | 407<br>578<br>307 | mm<br>mm<br>mm |
| A hátsó (oldalsó) bekötés tengelymagassága | | --- | mm |
| A melegvíz-cserélő térfogata | | --- | l |
| A füstcső átmérője | | 150 | mm |
| A füstcsőcsonk átmérője ($D_{out}$) | | 150 | mm |
| A külső levegő csatlakozás átmérője | | 125 | mm |
| Súly | | 419 | kg |
| A bemeneti szellőzőrács területe | | --- | $cm^2$ |
| A Kimeneti szellőzőrács területe | | --- | $cm^2$ |

## Távolság gyúlékony anyagoktól

| | | |
|---|---|---|
| Hátsó fal ($d_R$) | 100 | mm |
| Első ($d_P$) | 800 | mm |
| Első a padlóra ($d_F$) | --- | mm |
| Oldalfal ($d_S$) | 100 | mm |
| Oldalfal üveggel ($d_{S1}$) | 800 | mm |
| Oldalfal – bemélyedése ($d_{S2}$) | --- | mm |
| Oldalfal – elhelyezése 45° ($d_{S3}$) | --- | mm |
| Oldalirányú sugárzás ($d_L$) | --- | mm |
| A padlóról ($d_B$) | --- | mm |
| Mennyezettől ($d_C$) | 800 | mm |

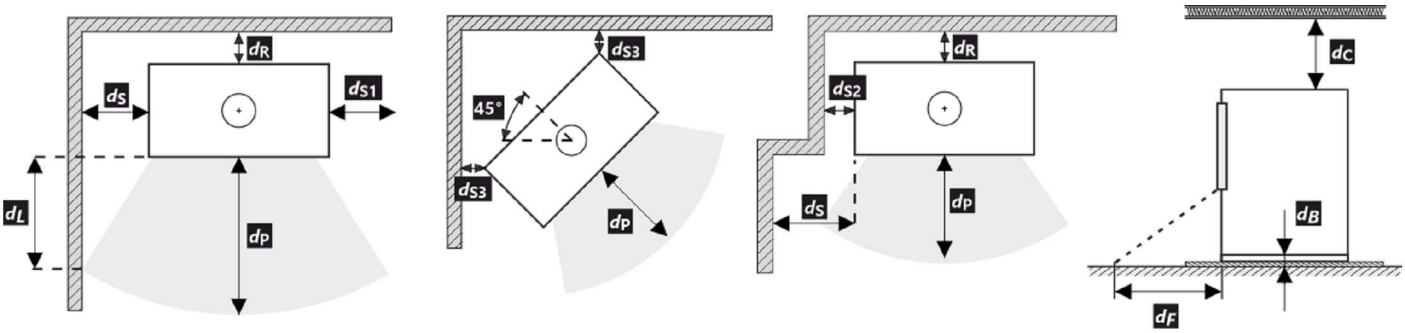


## Távolság nem gyúlékony anyagoktól

| | | |
|---|---|---|
| Hátsó fal ($d_R$) | --- | mm |
| Oldalfal ($d_S$) | --- | mm |

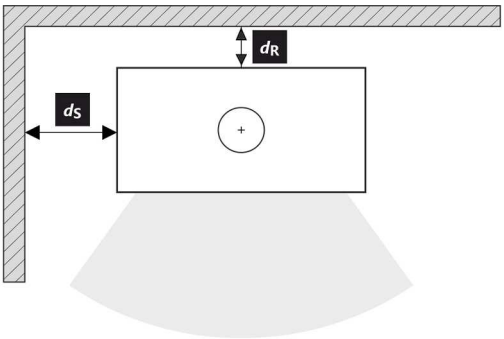

## Декларированные свойства изделия

| | | | | | |
|---|---|---|---|---|---|
| Гармонизированный стандарт | ✓ EN 13240<br>EN 13229 | EN 16510<br>✓ Ecodesign | ✓ DIN+<br>✓ BImSchV2 | DIBt<br>✓ 15a B-VG 2015 | |
| Классификация изделия | | | | Type BE | |
| Коэффициент энергоэффективности ($\eta_{nom}$) | | | | 92,2 | % |
| Индекс энергетического КПД | | | | 123,7 | |
| Этикетка энергетической эффективности | | | | A+ | |
| Топливо | | | | Кусок дерева | |
| Рекомендуемая длина топлива | | | | 180-350 | mm |
| Средний расход топлива | | | | 1,64 | kg/h |
| Допустимая загрузка топлива | | | | 2,2 | kg/h |
| Интервал дополнения топлива | | | | 1 ч | |
| Количество воздуха для горения | | | | 20,8 | $m^3/h$ |
| Номинальная мощность ($P_{nom}$) | | | | 5,7 | kW |
| Номинальная мощность тепловодного теплообменника ($P_{Wnom}$) | | | | --- | kW |
| Максимальное рабочее избыточное давление ($p_w$) | | | | --- | bar |
| Массовый расход сухих дымовых газов для расчёта дымового канала | | | | 6,4 | g/s |
| Температура дымовых газов при номинальной тепловой мощности ($T_{nom}$) | | | | 123 | °C |
| Средняя температура дымовых газов при номинальной тепловой мощности | | | | 133 | °C |
| Рабочая тяга ($p_{nom}$) | | | | 12 | Pa |
| Температурный класс дымовой трубы | | | | T400 | |
| Подключение к общей дымовой трубе | | | | Да | |
| Пыль $O_2$ = 13 % ($PM_{nom}$) | | | | 11 | $mg/Nm^3$ |
| Эмиссия дымовых газов (CO в дымовых газах при $O_2$ = 13 %) ($CO_{nom}$) | | | | 0,0705<br>882 | %<br>$mg/Nm^3$ |
| OGC $O_2$ = 13 % ($OGC_{nom}$) | | | | 53 | $mg/Nm^3$ |
| NOx $O_2$ = 13 % ($NO_{Xnom}$) | | | | 118 | $mg/Nm^3$ |
| Автоматическая регулировка горения | | | | --- | |
| Расход электрической энергии (*W*) | | | | --- | W |
| Постоянная потеря воздуха ($V_h$) | | | | --- | $m^3_N/h$ |
| Прерывистый режим работы (INT) / Непрерывный режим работы (CON) | | | | INT | |

## Основные технические данные

| | | | |
|---|---|---|---|
| Размеры | Высота (H)<br>Ширина (W)<br>Глубина (L) | 1826<br>722<br>456 | mm<br>mm<br>mm |
| Размеры камеры сгорания | Высота (H)<br>Ширина (W)<br>Глубина (L) | 436<br>470<br>210 | mm<br>mm<br>mm |
| Размеры дверки топочной камеры | Высота (H)<br>Ширина (W)<br>Глубина (L) | 407<br>578<br>307 | mm<br>mm<br>mm |
| Высота оси заднего (бокового) отвода | | --- | mm |
| Объём тепловодного теплообменника | | --- | l |
| Диаметр дымохода | | 150 | mm |
| Диаметр дымовой горловины ($D_{out}$) | | 150 | mm |
| Диаметр центрального подвода воздуха | | 125 | mm |
| Масса | | 419 | kg |
| Площадь входной вентиляционной решётки | | --- | $cm^2$ |
| Площадь выходной вентиляционной решётки | | --- | $cm^2$ |

## Расстояние до горючих материалов

| | | |
|---|---|---|
| Заднее ($d_R$) | 100 | mm |
| Переднее ($d_P$) | 800 | mm |
| Переднее нижне ($d_F$) | --- | mm |
| Бокове ($d_S$) | 100 | mm |
| Бокове со стеклом ($d_{S1}$) | 800 | mm |
| Бокове – ниша ($d_{S2}$) | --- | mm |
| Бокове – размещение 45° ($d_{S3}$) | --- | mm |
| Боковое излучение ($d_L$) | --- | mm |
| От пола ($d_B$) | --- | mm |
| От потолка ($d_C$) | 800 | mm |

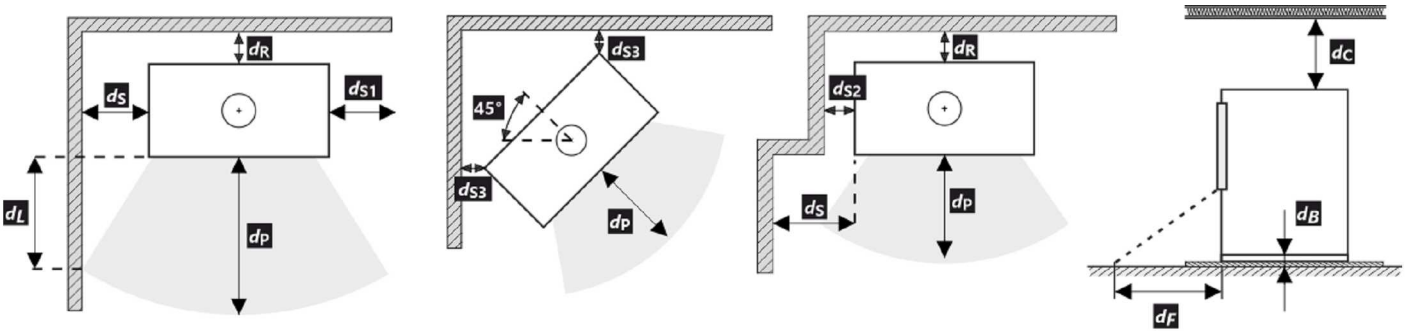


## Расстояние от невоспламеняющихся материалов

| | | |
|---|---|---|
| Заднее ($d_R$) | --- | mm |
| Бокове ($d_S$) | --- | mm |

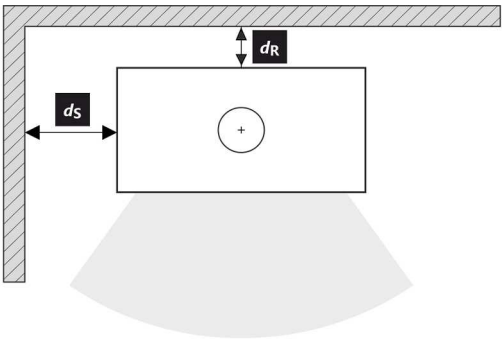

## Deklaracija lastnosti

| | | | | | | | |
|---|---|---|---|---|---|---|---|
| Harmonizirana tehnična specifikacija | ✓ EN 13240<br>EN 13229 | EN 16510<br>✓ Ecodesign | ✓ DIN+<br>✓ BImSchV2 | DIBt<br>✓ 15a B-VG 2015 | | | |
| Klasifikacija izdelka | | | | Type BE | | | |
| Energetska učinkovitost ($\eta_{nom}$) | | | | 92,2 | | | % |
| Indeks energetske učinkovitosti | | | | 123,7 | | | |
| Energijska nalepka | | | | A+ | | | |
| Gorivo | | | | Drva | | | |
| Priporočljiva dolžina goriva | | | | 180-350 | | | mm |
| Povprečna poraba lesa | | | | 1,64 | | | kg/h |
| Dovoljena količina lesa | | | | 2,2 | | | kg/h |
| Interval dobave goriva za nazivno moč | | | | 1 ura | | | |
| Zahtevan zrak za izgorevanje | | | | 20,8 | | | $m^3/h$ |
| Nazivna moč ($P_{nom}$) | | | | 5,7 | | | kW |
| Izhod toplovodnega izmenjevalnika ($P_{Wnom}$) | | | | --- | | | kW |
| Delovni tlak ($p_w$) | | | | --- | | | bar |
| Masni pretok huhih dimnih plinov | | | | 6,4 | | | g/s |
| Srednja temperatura plinov pri nazivni toplotni moči ($T_{nom}$) | | | | 123 | | | °C |
| Srednja temperatura dimnih plinov po grlu pri nazivni toplotni moči | | | | 133 | | | °C |
| Vlek dimnika($p_{nom}$) | | | | 12 | | | Pa |
| Temperaturni razred kamina | | | | T400 | | | |
| Priključek na skupni dimnik | | | | Da | | | |
| Prah $O_2$ = 13 % ($PM_{nom}$) | | | | 11 | | | $mg/Nm^3$ |
| Emisije izgorevalnih plinov (CO v dimne pline pri $O_2$ = 13 %) ($CO_{nom}$) | | | | 0,0705<br>882 | | | %<br>$mg/Nm^3$ |
| OGC $O_2$ = 13 % ($OGC_{nom}$) | | | | 53 | | | $mg/Nm^3$ |
| NOx $O_2$ = 13 % ($NO_{Xnom}$) | | | | 118 | | | $mg/Nm^3$ |
| Avtomatska regulacija gorenja | | | | --- | | | |
| Poraba električne energije (*W*) | | | | --- | | | W |
| Stalna izguba zraka ($V_h$) | | | | --- | | | $m^3_N/h$ |
| Prekinjeno delovanje (INT) / Neprekinjeno delovanje (CON) | | | | INT | | | |

## Osnovni tehnični podatki

| | | | |
|---|---|---|---|
| Dimenzije | Višina (H)<br>Širina (W)<br>Globina (L) | 1826<br>722<br>456 | mm<br>mm<br>mm |
| Dimenzije zgorevalne komore | Višina (H)<br>Širina (W)<br>Globina (L) | 436<br>470<br>210 | mm<br>mm<br>mm |
| Dimenzije vrat peči | Višina (H)<br>Širina (W)<br>Globina (L) | 407<br>578<br>307 | mm<br>mm<br>mm |
| Višina osi zadnjega (stranskega) izpusta | | --- | mm |
| Prostornina toplotnega izmenjevalnika | | --- | l |
| Premer priklučka dimne cevi | | 150 | mm |
| Premer dimne cevi ($D_{out}$) | | 150 | mm |
| Zunanji dovod zraka (ZDZ) | | 125 | mm |
| Teža | | 419 | kg |
| Minimalni presek konvektne odprtine za dovod zraka za nazivno moč | | --- | $cm^2$ |
| Minimalni presek konvektne odprtine za odvod zraka za nazivno moč | | --- | $cm^2$ |

## Varna razdalja od vnetljivega materiala

| | | |
|---|---|---|
| Zadaj ($d_R$) | 100 | mm |
| Spredaj ($d_P$) | 800 | mm |
| Spredaj do tal ( ($d_F$) | --- | mm |
| Stran ($d_S$) | 100 | mm |
| Stran s steklom ($d_{S1}$) | 800 | mm |
| Stran – niša ($d_{S2}$) | --- | mm |
| Stran – postavitev pod kotom 45° ($d_{S3}$) | --- | mm |
| Stransko sevanje ($d_L$) | --- | mm |
| Od tal ($d_B$) | --- | mm |
| Od stropa ($d_C$) | 800 | mm |

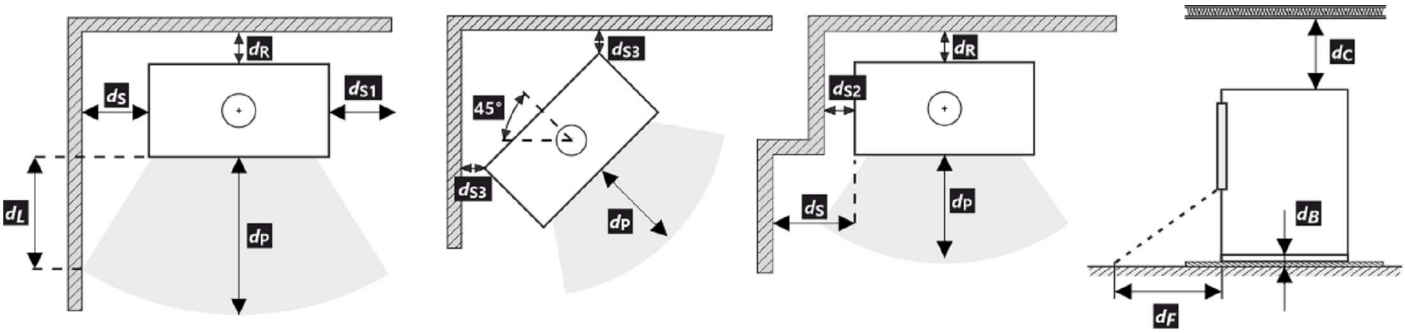


## Varna razdalja od negorljivega materiala

| | | |
|---|---|---|
| Zadaj ($d_R$) | --- | mm |
| Stran ($d_S$) | --- | mm |

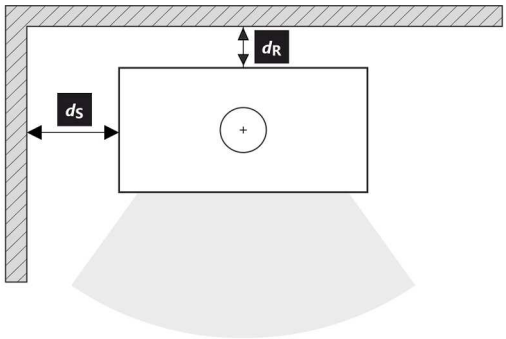

## Declared qualities stated

| | | | | | |
|---|---|---|---|---|---|
| Harmonised technical specification | ✓ EN 13240<br>EN 13229 | EN 16510<br>✓ Ecodesign | ✓ DIN+<br>✓ BImSchV2 | DIBt<br>✓ 15a B-VG 2015 | |
| Classification of appliance | | | | Type BE | |
| Energy efficiency ($\eta_{nom}$) | | | | 92,2 | % |
| The energy efficiency index | | | | 123,7 | |
| Energy label | | | | A+ | |
| Fuel | | | | Wood logs | |
| Fuel length | | | | 180-350 | mm |
| Average fuel consumption | | | | 1,64 | kg/h |
| Allowed fuel dose | | | | 2,2 | kg/h |
| Fuel supply interval | | | | 1 hour | |
| Amount of combustion air | | | | 20,8 | $m^3/h$ |
| Nominal output ($P_{nom}$) | | | | 5,7 | kW |
| Hot-water exchanger output ($P_{Wnom}$) | | | | --- | kW |
| Maximum operating overpressure ($p_w$) | | | | --- | bar |
| Dry flue gas mass flow rate to calculate the flue gas path | | | | 6,4 | g/s |
| Flue gas temperature ($T_{nom}$) | | | | 123 | °C |
| Mean flue gas temperature after throat | | | | 133 | °C |
| Flue draught ($p_{nom}$) | | | | 12 | Pa |
| Chimney temperature class | | | | T400 | |
| Connection to the common chimney | | | | Yes | |
| Dust $O_2$ = 13 % ($PM_{nom}$) | | | | 11 | $mg/Nm^3$ |
| Emissions of gases of sobustion (CO in the flue gases at $O_2$ = 13 %) ($CO_{nom}$) | | | | 0,0705<br>882 | %<br>$mg/Nm^3$ |
| OGC $O_2$ = 13 % ($OGC_{nom}$) | | | | 53 | $mg/Nm^3$ |
| NOx $O_2$ = 13 % ($NO_{Xnom}$) | | | | 118 | $mg/Nm^3$ |
| Automatic regulation unit of burning | | | | --- | |
| Power consumption (*W*) | | | | --- | W |
| Standing air loss ($V_h$) | | | | --- | $m^3_N/h$ |
| Intermittent operation (INT) / Continuous operation (CON) | | | | INT | |

## Basic technical data

| | | | |
|---|---|---|---|
| Principal dimensions | Height (H)<br>Width (W)<br>Length (L) | 1826<br>722<br>456 | mm<br>mm<br>mm |
| Combustion chamber dimensions | Height (H)<br>Width (W)<br>Length (L) | 436<br>470<br>210 | mm<br>mm<br>mm |
| Fireplace door dimensions | Height (H)<br>Width (W)<br>Length (L) | 407<br>578<br>307 | mm<br>mm<br>mm |
| Axis height of the rear (side) outlet | | --- | mm |
| Volume of hot-water exchanger | | --- | l |
| Flue diameter | | 150 | mm |
| Diameter of flue throat ($D_{out}$) | | 150 | mm |
| Diameter of external air connection | | 125 | mm |
| Weight | | 419 | kg |
| Area of Inlet ventilation grille | | --- | $cm^2$ |
| Area of Outlet ventilation grille | | --- | $cm^2$ |

## Distances from flammable materials

| | | |
|---|---|---|
| Back ($d_R$) | 100 | mm |
| Front ($d_P$) | 800 | mm |
| Front to the floor ($d_F$) | --- | mm |
| Side ($d_S$) | 100 | mm |
| Side with glass ($d_{S1}$) | 800 | mm |
| Side – niche ($d_{S2}$) | --- | mm |
| Side – location 45° ($d_{S3}$) | --- | mm |
| Side radiation ($d_L$) | --- | mm |
| From the floor ($d_B$) | --- | mm |
| From the ceiling ($d_C$) | 800 | mm |

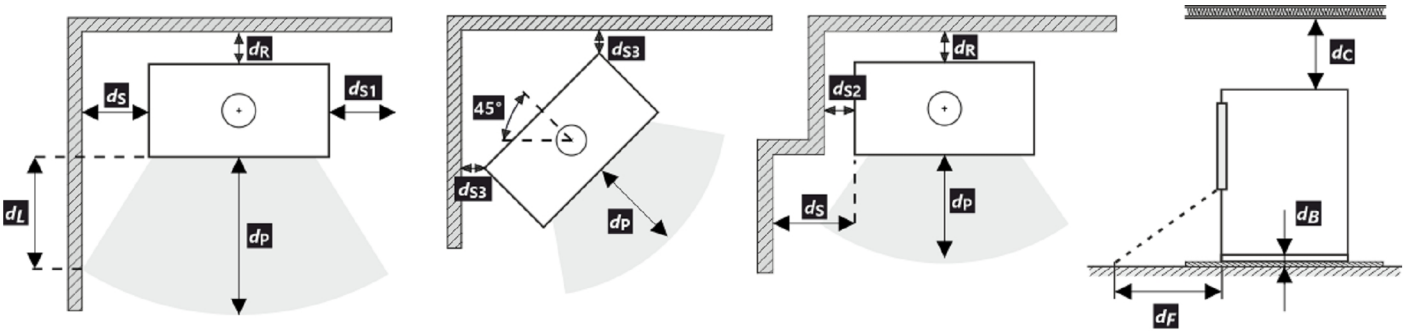


## Distances from nonflammable materials

| | | |
|---|---|---|
| Back ($d_R$) | --- | mm |
| Side ($d_S$) | --- | mm |

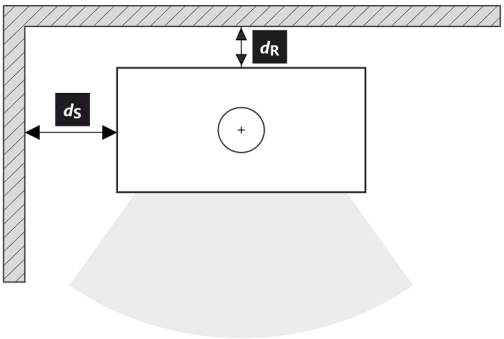

## Deklarierte Produkteigenschaften

| | | | | | |
|---|---|---|---|---|---|
| Harmonisierte technische Spezifikation | ✓ EN 13240<br>EN 13229 | EN 16510<br>✓ Ecodesign | ✓ DIN+<br>✓ BImSchV2 | DIBt<br>✓ 15a B-VG 2015 | |
| Produktklassifizierung | | | | Type BE | |
| Energiewirkundgsgrad ($\eta_{nom}$) | | | | 92,2 | % |
| Energieeffizienzindex | | | | 123,7 | |
| Energielabel | | | | A+ | |
| Brennstoff | | | | Scheitholz | |
| Brennstofflänge | | | | 180-350 | mm |
| Durchschnittlicher Brennstoffverbrauch | | | | 1,64 | kg/h |
| Zulässiger Brennstoffverbrauch | | | | 2,2 | kg/h |
| Brennstofflieferintervall | | | | 1 Stunde | |
| Verbrennungsluftmenge | | | | 20,8 | $m^3/h$ |
| Nennwärmeleistung ($P_{nom}$) | | | | 5,7 | kW |
| Wärmetauscherleistung ($P_{Wnom}$) | | | | --- | kW |
| Maximaler Betriebsüberdruck ($p_w$) | | | | --- | bar |
| Rauchgasmassenstrom (trocken) für die Berechnung der Rauchgaswege | | | | 6,4 | g/s |
| Durchschnittliche Abgastemperatur ($T_{nom}$) | | | | 123 | °C |
| Durchschnittliche Rauchgastemperatur hinter dem Stutzen | | | | 133 | °C |
| Förderdruck ($p_{nom}$) | | | | 12 | Pa |
| Temperaturklasse | | | | T400 | |
| Mehrfachbelegung | | | | Ja | |
| Feinstaub $O_2$ = 13 % ($PM_{nom}$) | | | | 11 | $mg/Nm^3$ |
| Abgasemission (CO in den Abgasen bei $O_2$ = 13 %) ($CO_{nom}$) | | | | 0,0705<br>882 | %<br>$mg/Nm^3$ |
| OGC $O_2$ = 13 % ($OGC_{nom}$) | | | | 53 | $mg/Nm^3$ |
| $NO_X$ $O_2$ = 13 % ($NO_{Xnom}$) | | | | 118 | $mg/Nm^3$ |
| Automatische Abbrandsteuerung | | | | --- | |
| Stromverbrauch (*W*) | | | | --- | W |
| Ständiger Luftverlust ($V_h$) | | | | --- | $m^3_N/h$ |
| Intervallbetrieb (INT) / Dauerbetrieb (CON) | | | | INT | |

## Technische Grunddaten

| | | | |
|---|---|---|---|
| Hauptabmessungen | Höche (H)<br>Breite (W)<br>Tiefe (L) | 1826<br>722<br>456 | mm<br>mm<br>mm |
| Abmessungen der Brennkammer | Höche (H)<br>Breite (W)<br>Tiefe (L) | 436<br>470<br>210 | mm<br>mm<br>mm |
| Abmessungen der Feuerraumtür | Höche (H)<br>Breite (W)<br>Tiefe (L) | 407<br>578<br>307 | mm<br>mm<br>mm |
| Achshöhe hinterer (seitlichen) Rauchrohanschluss | | --- | mm |
| Volumen Wärmetauscher | | --- | l |
| Rauchrohrdurchmesser | | 150 | mm |
| Abgasstutzen ($D_{out}$) | | 150 | mm |
| Durchmesser zentrale Luftzufuhr | | 125 | mm |
| Gewicht | | 419 | kg |
| Fläche Zuluftgitter | | --- | $cm^2$ |
| Fläche Abluftgitter | | --- | $cm^2$ |

## Abstand zu brennbaren Materialien

| | | |
|---|---|---|
| Rückwand ($d_R$) | 100 | mm |
| Strahlungsbereich ($d_P$) | 800 | mm |
| Strahlungsbereich zum Boden ($d_F$) | --- | mm |
| Seitenwände ($d_S$) | 100 | mm |
| Seite mit Glas ($d_{S1}$) | 800 | mm |
| Seite – Nische ($d_{S2}$) | --- | mm |
| Seite – Ausrichtung 45° ($d_{S3}$) | --- | mm |
| Seitliche Strahlung ($d_L$) | --- | mm |
| Von dem Boden ($d_B$) | --- | mm |
| Von der Decke ($d_C$) | 800 | mm |

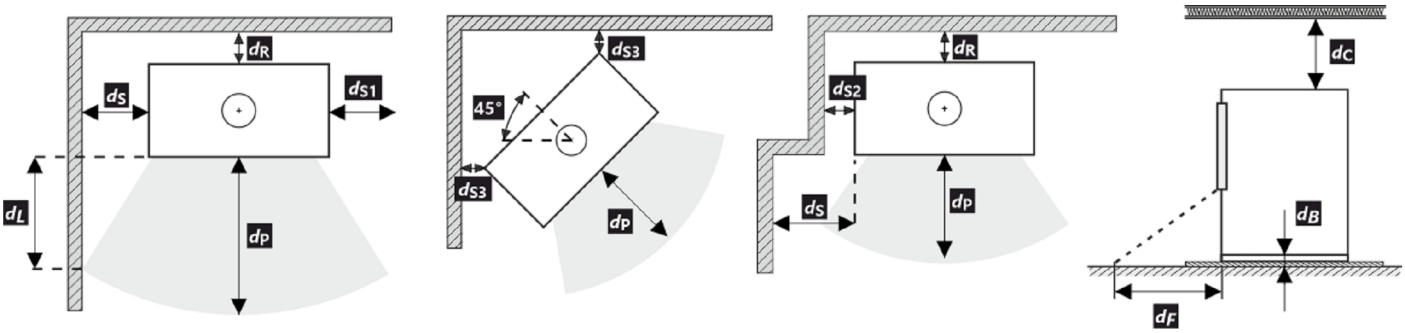


## Abstand zu nicht brennbaren Materialien

| | | |
|---|---|---|
| Rückwand ($d_R$) | --- | mm |
| Seitenwände ($d_S$) | --- | mm |

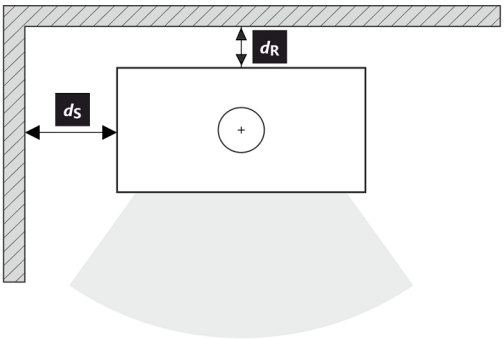

## Caractéristiques déclarées du produit

| | | | | | |
|---|---|---|---|---|---|
| Norme(s) Européennes | ✓ EN 13240<br>EN 13229 | EN 16510<br>✓ Ecodesign | ✓ DIN+<br>✓ BImSchV2 | DIBt<br>✓ 15a B-VG 2015 | |
| Classification de l'appareil | | | | Type BE | |
| Rendement énergétique ($\eta_{nom}$) | | | | 92,2 | % |
| L'indice d'efficacité énergétique EEI | | | | 123,7 | |
| Label énergétique | | | | A+ | |
| Combustible | | | | Bûches | |
| Longueur recommandée de bûches | | | | 180-350 | mm |
| Consommation moyenne de combustible | | | | 1,64 | kg/h |
| Charge en bois autorisé | | | | 2,2 | kg/h |
| Intervalle entre les chargements de combustible | | | | 1 heure | |
| Débit massique des fumées | | | | 20,8 | $m^3/h$ |
| Puissance nominale ($P_{nom}$) | | | | 5,7 | kW |
| Puissance nominale de l'échangeur ($P_{Wnom}$) | | | | --- | kW |
| Surpression maximale de fonctionnement ($p_w$) | | | | --- | bar |
| Débit massique des gaz de combustion secs pour le calcul des gaz de combustion | | | | 6,4 | g/s |
| Température moyenne des résidus de combustion ($T_{nom}$) | | | | 123 | °C |
| Température moyenne des résidus de combustion derrière la sortie | | | | 133 | °C |
| Tirage de conduit de fumée ($p_{nom}$) | | | | 12 | Pa |
| Classe de température | | | | T400 | |
| Raccordement à une cheminée collective | | | | Oui | |
| Poussière $O_2$ = 13 % ($PM_{nom}$) | | | | 11 | $mg/Nm^3$ |
| Résidus de combustion émis (CO dans les résidus de combustion pour $O_2$ = 13 %) ($CO_{nom}$) | | | | 0,0705<br>882 | %<br>$mg/Nm^3$ |
| OGC $O_2$ = 13 % ($OGC_{nom}$) | | | | 53 | $mg/Nm^3$ |
| NOx $O_2$ = 13 % ($NO_{Xnom}$) | | | | 118 | $mg/Nm^3$ |
| Régulation automatique de la combustion | | | | --- | |
| La consommation d'électricité ( *W*) | | | | --- | W |
| Standing air loss ($V_h$) | | | | --- | $m^3_N/h$ |
| Fonctionnement par intermittence (INT) / Service ininterrompu (CON) | | | | INT | |

## Données techniques de base

| | | | |
|---|---|---|---|
| Dimensions principales | Hauteur (H)<br>Largeur (W)<br>Profondeur (L) | 1826<br>722<br>456 | mm<br>mm<br>mm |
| Dimensions de la chambre de combustion | Hauteur (H)<br>Largeur (W)<br>Profondeur (L) | 436<br>470<br>210 | mm<br>mm<br>mm |
| Dimensions de la porte (du foyer) | Hauteur (H)<br>Largeur (W)<br>Profondeur (L) | 407<br>578<br>307 | mm<br>mm<br>mm |
| Hauteur de l'axe de la sortie arrière (latérale) | | --- | mm |
| Volume de l'échangeur de chaleur | | --- | l |
| Diamètre du conduit de fumée | | 150 | mm |
| Diamètre de buse d'air de combustion ($D_{out}$) | | 150 | mm |
| Diamètre de l'arrivée d'air centrale | | 125 | mm |
| Poids | | 419 | kg |
| Zone de la grille de ventilation d'entrée | | --- | $cm^2$ |
| Zone de la grille de ventilation de sortie | | --- | $cm^2$ |

## Distance aux matériaux combustibles

| | | |
|---|---|---|
| Arrière ($d_R$) | 100 | mm |
| Avant ($d_P$) | 800 | mm |
| Avant (par rapport au sol) ($d_F$) | --- | mm |
| Latéral ($d_S$) | 100 | mm |
| Latéral avec vitre ($d_{S1}$) | 800 | mm |
| Latéral – niche ($d_{S2}$) | --- | mm |
| Latéral – emplacement 45° ($d_{S3}$) | --- | mm |
| Rayonnement latéral ($d_L$) | --- | mm |
| Depuis le sol ($d_B$) | --- | mm |
| Plafond ($d_C$) | 800 | mm |

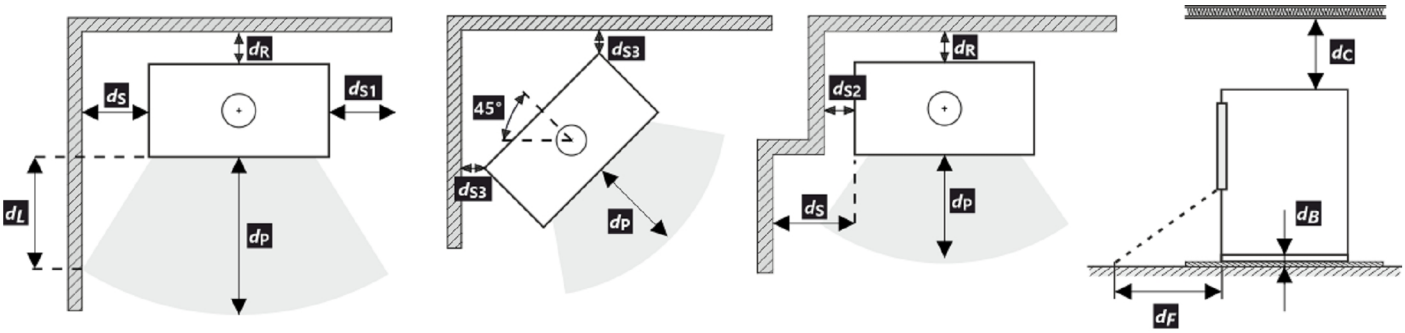


## Distance aux matériaux non-combustibles

| | | |
|---|---|---|
| Arrière ($d_R$) | --- | mm |
| Latéral ($d_S$) | --- | mm |

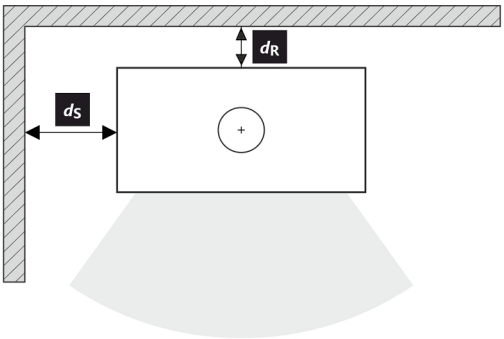

## Proprietà dichiarate del prodotto

| | | | | | |
|---|---|---|---|---|---|
| Specificazioni tecniche armonizzate | ✓ EN 13240<br>EN 13229 | EN 16510<br>✓ Ecodesign | ✓ DIN+<br>✓ BImSchV2 | DIBt<br>✓ 15a B-VG 2015 | |
| Classificazione del prodotto | | | | Type BE | |
| Efficienza energetica ($\eta_{nom}$) | | | | 92,2 | % |
| Indice di efficienza prodotto | | | | 123,7 | |
| Etichetta energetica | | | | A+ | |
| Combustibile | | | | Legna | |
| Combustibile – lunghezza | | | | 180-350 | mm |
| Consumo medio di combustibile | | | | 1,64 | kg/h |
| Dose ammessa di combustibile | | | | 2,2 | kg/h |
| Intervallo di aggiunta di combustibile | | | | 1 ora | |
| Quantità di aria di combustione | | | | 20,8 | $m^3/h$ |
| Protenza nominale ($P_{nom}$) | | | | 5,7 | kW |
| Protenza nominale dello scamniatore di acqua calda ($P_{Wnom}$) | | | | --- | kW |
| Sovrappressione massima di funzionamento ($p_w$) | | | | --- | bar |
| Portata dei fumi di scarico secchi per il calcolo delle condotte dei fumi di scarico | | | | 6,4 | g/s |
| Temperatura dei gas combusti alla potenza calorica nominale ($T_{nom}$) | | | | 123 | °C |
| Temp. media dei gas di scarico al collo alla potenza termica nominale | | | | 133 | °C |
| Tiro di esercizio ($p_{nom}$) | | | | 12 | Pa |
| Classe di temperatura del camino | | | | T400 | |
| Collegamento al camino collettivo | | | | Sí | |
| Polvere $O_2$ = 13 % ($PM_{nom}$) | | | | 11 | $mg/Nm^3$ |
| Emissioni (CO nei gas comburenti all' $O_2$ = 13 %) ($CO_{nom}$) | | | | 0,0705<br>882 | %<br>$mg/Nm^3$ |
| OGC $O_2$ = 13 % ($OGC_{nom}$) | | | | 53 | $mg/Nm^3$ |
| NOx $O_2$ = 13 % ($NO_{Xnom}$) | | | | 118 | $mg/Nm^3$ |
| Controllo automatico della combustione | | | | --- | |
| Consumo di energia elettrica (*W*) | | | | --- | W |
| Perdita d'aria in piedi ($V_h$) | | | | --- | $m^3_N/h$ |
| Funzionamento intermittente (INT) / Funzionamento continuo (CON) | | | | INT | |

## Dati tecnici di base

| | | | |
|---|---|---|---|
| Dimensioni principali | Altezza (H)<br>Larghezza (W)<br>Profondità (L) | 1826<br>722<br>456 | mm<br>mm<br>mm |
| Dimensioni della camera di combustione | Altezza (H)<br>Larghezza (W)<br>Profondità (L) | 436<br>470<br>210 | mm<br>mm<br>mm |
| Dimensioni dello sportello del focolare | Altezza (H)<br>Larghezza (W)<br>Profondità (L) | 407<br>578<br>307 | mm<br>mm<br>mm |
| Altezza dell'asse dell'uscita posteriore (laterale) | | --- | mm |
| Volume dello scambiatore di aqua calda | | --- | l |
| Diametro del condotto fumario | | 150 | mm |
| Diametro del gola della canna fumaria ($D_{out}$) | | 150 | mm |
| Diametro dell'afflusso centralizzato di aria | | 125 | mm |
| Peso | | 419 | kg |
| Superficie della griglia di aerazione d'ingresso | | --- | $cm^2$ |
| Superficie della griglia di aerazione d'uscita | | --- | $cm^2$ |

## Distanza di materiali infiammabili

| | | |
|---|---|---|
| Posteriore ($d_R$) | 100 | mm |
| Anteriore ($d_P$) | 800 | mm |
| Anteriore (rispetto al pavimento)($d_F$) | --- | mm |
| Laterali ($d_S$) | 100 | mm |
| Vetrata laterale ($d_{S1}$) | 800 | mm |
| Laterali – nicchia ($d_{S2}$) | --- | mm |
| Laterali – posizione 45° ($d_{S3}$) | --- | mm |
| Radiazione laterale ($d_L$) | --- | mm |
| Dal pavimento ($d_B$) | --- | mm |
| Dal soffitto ($d_C$) | 800 | mm |

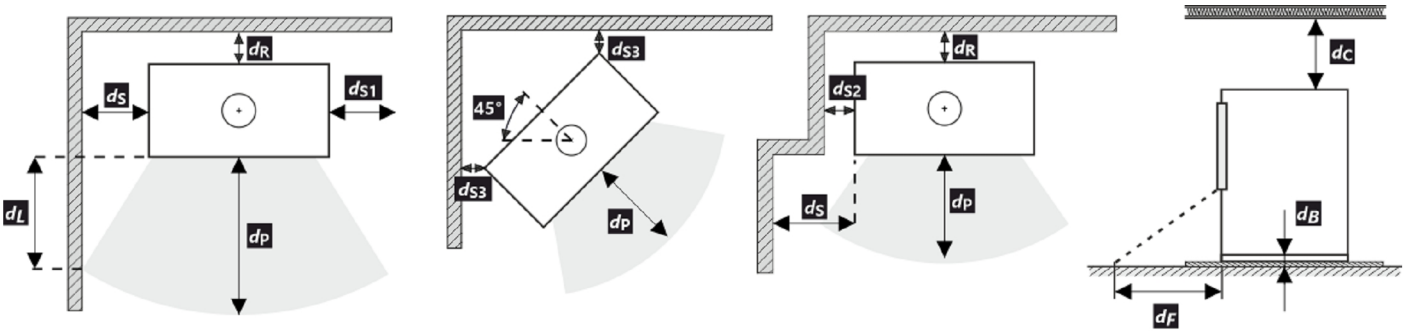


## Distanza di materiali non infiammabili

| | | |
|---|---|---|
| Posteriore ($d_R$) | --- | mm |
| Laterali ($d_S$) | --- | mm |

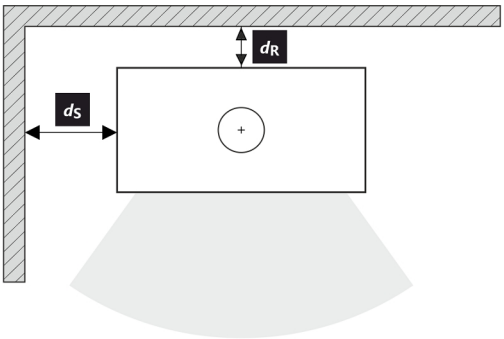

## Deklarované vlastnosti výrobku

| | | | | | |
|---|---|---|---|---|---|
| Harmonizovaná norma | ✓ EN 13240<br>EN 13229 | EN 16510<br>✓ Ecodesign | ✓ DIN+<br>✓ BImSchV2 | DIBt<br>✓ 15a B-VG 2015 | |
| Klasifikace výrobku | | | | Type BE | |
| Energetická účinnost ($\eta_{nom}$) | | | | 92,2 | % |
| Index energetické účinnosti | | | | 123,7 | |
| Energetický štítek | | | | A+ | |
| Palivo | | | | Kusové dřevo | |
| Doporučená délka paliva | | | | 180-350 | mm |
| Průměrná spotřeba paliva | | | | 1,64 | kg/h |
| Povolená dávka paliva | | | | 2,2 | kg/h |
| Interval dodávky paliva | | | | 1 hodina | |
| Množství spalovacího vzduchu | | | | 20,8 | $m^3/h$ |
| Jmenovitý výkon ($P_{nom}$) | | | | 5,7 | kW |
| Jmenovitý výkon teplovodního výměníku ($P_{Wnom}$) | | | | --- | kW |
| Maximální provozní přetlak ($p_w$) | | | | --- | bar |
| Hmotnostní průtok suchých spalin pro výpočet spalinových cest | | | | 6,4 | g/s |
| Teplota spalin při jmenovitém tepelném výkonu ($T_{nom}$) | | | | 123 | °C |
| Průměrná teplota spalin za hrdlem při jmenovitém tepelném výkonu | | | | 133 | °C |
| Provozní tah ($p_{nom}$) | | | | 12 | Pa |
| Teplotní třída komína | | | | T400 | |
| Připojení na společný komín | | | | Ano | |
| Prach $O_2$ = 13 % ($PM_{nom}$) | | | | 11 | $mg/Nm^3$ |
| Emise spalin (CO ve spalinách při $O_2$ = 13 %) ($CO_{nom}$) | | | | 0,0705<br>882 | %<br>$mg/Nm^3$ |
| OGC $O_2$ = 13 % ($OGC_{nom}$) | | | | 53 | $mg/Nm^3$ |
| NOx $O_2$ = 13 % ($NO_{Xnom}$) | | | | 118 | $mg/Nm^3$ |
| Automatická regulace hoření | | | | --- | |
| Spotřeba elektrické energie (*W*) | | | | --- | W |
| Stálá ztráta vzduchu ($V_h$) | | | | --- | $m^3_N/h$ |
| Přerušovaný provoz (INT) / Nepřetržitý provoz (CON) | | | | INT | |

## Základní technické údaje

| | | | |
|---|---|---|---|
| Rozměry | Výška (H)<br>Šířka (W)<br>Hloubka (L) | 1826<br>722<br>456 | mm<br>mm<br>mm |
| Rozměry spalovací komory | Výška (H)<br>Šířka (W)<br>Hloubka (L) | 436<br>470<br>210 | mm<br>mm<br>mm |
| Rozměry dveří topeniště | Výška (H)<br>Šířka (W)<br>Hloubka (L) | 407<br>578<br>307 | mm<br>mm<br>mm |
| Výška osy zadního (bočního) vývodu | | 1519 | mm |
| Objem teplovodního výměníku | | --- | l |
| Průměr kouřovodu | | 150 | mm |
| Průměr kouřového hrdla ($D_{out}$) | | 150 | mm |
| Průměr centrálního přívodu vzduchu | | 125 | mm |
| Hmotnost | | 424 | kg |
| Plocha vstupní větrací mřížky | | --- | $cm^2$ |
| Plocha výstupní větrací mřížky | | --- | $cm^2$ |

## Vzdálenost od hořlavých materiálů

| | | |
|---|---|---|
| Zadní ($d_R$) | 100 | mm |
| Čelní ($d_P$) | 800 | mm |
| Čelní k podlaze ($d_F$) | --- | mm |
| Boční ($d_S$) | 100 | mm |
| Boční se sklem ($d_{S1}$) | 800 | mm |
| Boční – výklenek ($d_{S2}$) | --- | mm |
| Boční – umístění 45° ($d_{S3}$) | --- | mm |
| Boční záření ($d_L$) | --- | mm |
| Od podlahy ($d_B$) | --- | mm |
| Od stropu ($d_C$) | 800 | mm |

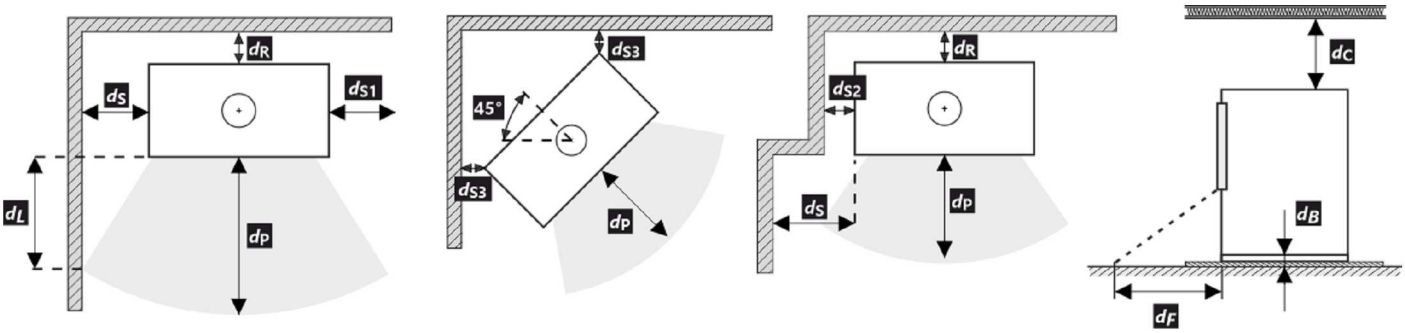


## Vzdálenost od nehořlavých materiálů

| | | |
|---|---|---|
| Zadní ($d_R$) | --- | mm |
| Boční ($d_S$) | --- | mm |

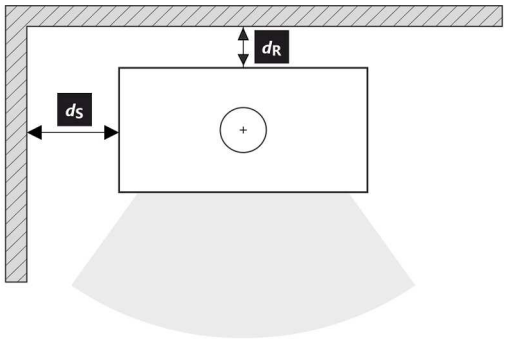

## Deklarované vlastnosti výrobku

| | | | | | |
|---|---|---|---|---|---|
| Harmonizovaná norma | ✓ EN 13240<br>EN 13229 | EN 16510<br>✓ Ecodesign | ✓ DIN+<br>✓ BImSchV2 | DIBt<br>✓ 15a B-VG 2015 | |
| Klasifikácia výrobku | | | | Type BE | |
| Energetická účinnosť ($\eta_{nom}$) | | | | 92,2 | % |
| Index energetickej účinnosti | | | | 123,7 | |
| Energetický štítok | | | | A+ | |
| Palivo | | | | Kusové drevo | |
| Dĺžka paliva | | | | 180-350 | mm |
| Priemerná spotreba paliva | | | | 1,64 | kg/h |
| Povolená dávka paliva | | | | 2,2 | kg/h |
| Interval dodávky paliva | | | | 1 hodina | |
| Množstvo spaľovacieho vzduchu | | | | 20,8 | $m^3/h$ |
| Menovitý výkon ($P_{nom}$) | | | | 5,7 | kW |
| Menovitý výkon teplovodného výmenníka ($P_{Wnom}$) | | | | --- | kW |
| Maximálny prevádzkový pretlak ($p_w$) | | | | --- | bar |
| Hmotnostný prietok suchých spalín na výpočet spalinovej cesty | | | | 6,4 | g/s |
| Teplota spalín pri menovitom tepelnom výkone ($T_{nom}$) | | | | 123 | °C |
| Priemerná teplota spalín pri menovitom tepelnom výkone za hrdlom | | | | 133 | °C |
| Prevádzkový ťah ($p_{nom}$) | | | | 12 | Pa |
| Teplotná trieda komína | | | | T400 | |
| Pripojenie na spoločný komín | | | | Áno | |
| Prach $O_2$ = 13 % ($PM_{nom}$) | | | | 11 | $mg/Nm^3$ |
| Emisie spalín (CO v spalinách pri $O_2$ = 13 %) ($CO_{nom}$) | | | | 0,0705<br>882 | %<br>$mg/Nm^3$ |
| OGC $O_2$ = 13 % ($OGC_{nom}$) | | | | 53 | $mg/Nm^3$ |
| NOx $O_2$ = 13 % ($NO_{Xnom}$) | | | | 118 | $mg/Nm^3$ |
| Automatická regulácia spaľovania | | | | --- | |
| Spotreba elektrickej energie (*W*) | | | | --- | W |
| Stála strata vzduchu ($V_h$) | | | | --- | $m^3_N/h$ |
| Prerušovaná prevádzka (INT) / Nepretržitá prevádzka (CON) | | | | INT | |

## Základní technické údaje

| | | | |
|---|---|---|---|
| Rozmery | Výška (H)<br>Šírka(W)<br>Hĺbka (L) | 1826<br>722<br>456 | mm<br>mm<br>mm |
| Rozmery spaľovacej komory | Výška (H)<br>Šírka(W)<br>Hĺbka (L) | 436<br>470<br>210 | mm<br>mm<br>mm |
| Rozmery dvierok ohniska | Výška (H)<br>Šírka(W)<br>Hĺbka (L) | 407<br>578<br>307 | mm<br>mm<br>mm |
| Výška osi zadného (bočného) vývodu | | 1519 | mm |
| Objem teplovodného výmenníka | | --- | l |
| Priemer dymovodu | | 150 | mm |
| Priemer dymového hrdla ($D_{out}$) | | 150 | mm |
| Priemer centrálneho prívodu vzduchu | | 125 | mm |
| Hmotnosť | | 424 | kg |
| Oblasť vstupnej vetracej mriežky | | --- | $cm^2$ |
| Oblasť výstupnej vetracej mriežky | | --- | $cm^2$ |

## Vzdialenosť od horľavých materiálov

| | | |
|---|---|---|
| Zadná ($d_R$) | 100 | mm |
| Čelná ($d_P$) | 800 | mm |
| Čelná k podlahe ($d_F$) | --- | mm |
| Bočná ($d_S$) | 100 | mm |
| Bočná presklená stena ($d_{S1}$) | 800 | mm |
| Bočná – výklenok ($d_{S2}$) | --- | mm |
| Bočná – umiestnenia 45° ($d_{S3}$) | --- | mm |
| Bočné žiarenie ($d_L$) | --- | mm |
| Od podlahy ($d_B$) | --- | mm |
| Od stropu ($d_C$) | 800 | mm |

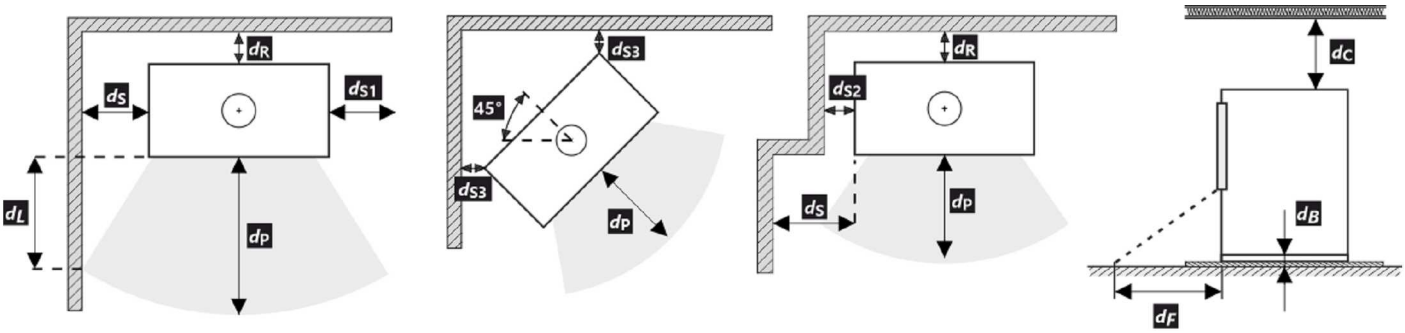


## Vzdialenosť od nehorľavých materiálov

| | | |
|---|---|---|
| Zadná ($d_R$) | --- | mm |
| Bočná ($d_S$) | --- | mm |

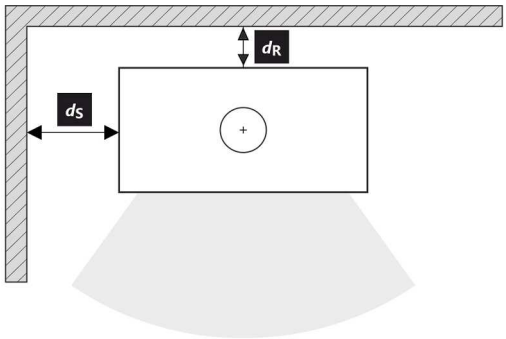

## Deklarowane właściwości produktu

| | | | | | |
|---|---|---|---|---|---|
| Powiązana specyfikacja techniczna | ✓ EN 13240<br>EN 13229 | EN 16510<br>✓ Ecodesign | ✓ DIN+<br>✓ BImSchV2 | DIBt<br>✓ 15a B-VG 2015 | |
| Klasyfikacja produktu | | | | Type BE | |
| Sprawność energetyczna ($\eta_{nom}$) | | | | 92,2 | % |
| Współczynnik efektywności energetycznej | | | | 123,7 | |
| Etykieta energetyczna | | | | A+ | |
| Opał | | | | Kawałek drewna | |
| Długość polan | | | | 180-350 | mm |
| Nominalna dawka opału | | | | 1,64 | kg/h |
| Dopuszczalna dawka opału | | | | 2,2 | kg/h |
| Interwał dokładania | | | | 1 godzina | |
| Ilość powietrza do spalania | | | | 20,8 | $m^3/h$ |
| Moc cieplna znamionowa ($P_{nom}$) | | | | 5,7 | kW |
| Moc znamionowa wymiennika ciepła ($P_{Wnom}$) | | | | --- | kW |
| Maksymalne nadciśnienie robocze ($p_w$) | | | | --- | bar |
| Masa cząstek stałych w spalinach | | | | 6,4 | g/s |
| Temperatura spalin przy znamionowej mocy cieplnej | | | | 123 | °C |
| Średnia temperatura spalin przy szyjce przy nominalnej mocy cieplnej | | | | 133 | °C |
| Ciąg komin ($p_{nom}$) | | | | 12 | Pa |
| Klasa temperaturowa komina | | | | T400 | |
| Podłączenie do wspólnego komina | | | | Tak | |
| Pył $O_2$ = 13 % ($PM_{nom}$) | | | | 11 | $mg/Nm^3$ |
| Emisja spalin (CO w gazach spalinowych przy $O_2$ = 13 %) ($CO_{nom}$) | | | | 0,0705<br>882 | %<br>$mg/Nm^3$ |
| OGC $O_2$ = 13 % ($OGC_{nom}$) | | | | 53 | $mg/Nm^3$ |
| NOx $O_2$ = 13 % ($NO_{Xnom}$) | | | | 118 | $mg/Nm^3$ |
| Automatyczna regulacja spalania | | | | --- | |
| Zużycie energii elektrycznej (*W*) | | | | --- | W |
| Standing air loss ($V_h$) | | | | --- | $m^3_N/h$ |
| Praca przerywana (INT) / Praca ciągła (CON) | | | | INT | |

## Podstawowe dane techniczne

| | | | |
|---|---|---|---|
| Wymiary podstawowe | Wysokość (H)<br>Szerokość (W)<br>Głębokość (L) | 1826<br>722<br>456 | mm<br>mm<br>mm |
| Wymiary komory spalania | Wysokość (H)<br>Szerokość (W)<br>Głębokość (L) | 436<br>470<br>210 | mm<br>mm<br>mm |
| Wymiary drzwiczek paleniska | Wysokość (H)<br>Szerokość (W)<br>Głębokość (L) | 407<br>578<br>307 | mm<br>mm<br>mm |
| Wysokość osi tylnego (bocznego) wylotu spalin | | 1519 | mm |
| Pojemność płaszcza wodnego | | --- | l |
| Średnica komina | | 150 | mm |
| Średnica wylotu spalin ($D_{out}$) | | 150 | mm |
| Średnica CDP – centralnego doprowadzenia powietrza | | 125 | mm |
| Waga | | 424 | kg |
| Powierzchnia kratki konwekcyjnej – wlot | | --- | $cm^2$ |
| Powierzchnia kratki konwekcyjnej – wylot | | --- | $cm^2$ |

## Odległość od materiałów palnych

| | | |
|---|---|---|
| Tylna ($d_R$) | 100 | mm |
| Czołowa ($d_P$) | 800 | mm |
| Czołowa do podłogi ($d_F$) | --- | mm |
| Boczne ($d_S$) | 100 | mm |
| Od strony szkła ścianki ($d_{S1}$) | 800 | mm |
| Boczne – nisza ($d_{S2}$) | --- | mm |
| Boczne – lokalizacja 45° ($d_{S3}$) | --- | mm |
| Promieniowanie boczne ($d_L$) | --- | mm |
| Od podłogi ($d_B$) | --- | mm |
| Z sufitu ($d_C$) | 800 | mm |

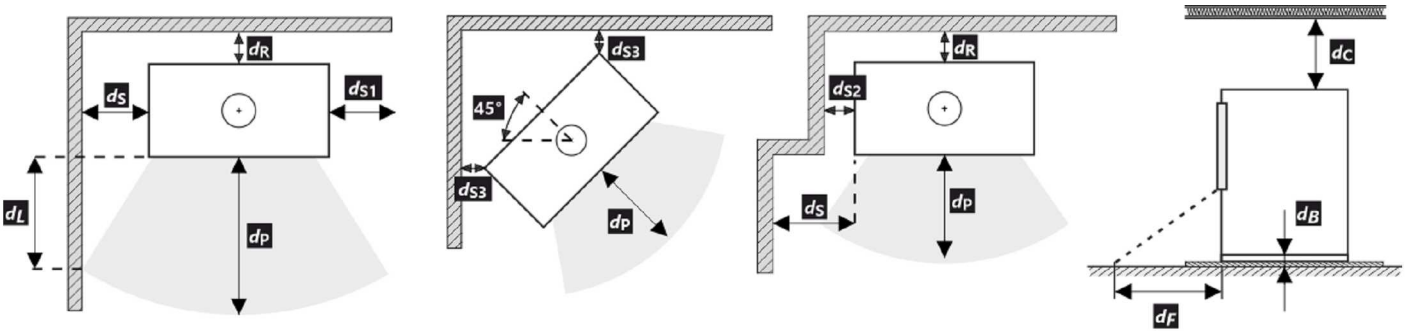


## Odległość od materiałów niepalnych

| | | |
|---|---|---|
| Tylna ($d_R$) | --- | mm |
| Boczne ($d_S$) | --- | mm |

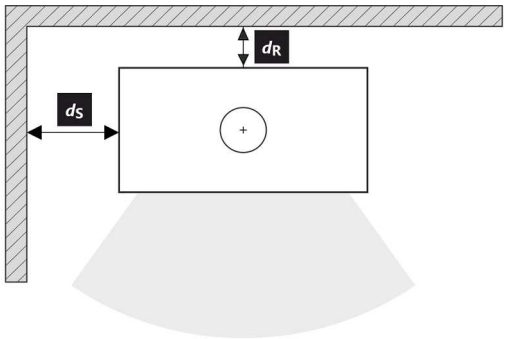

## A termék deklarált jellemzői

| | | | | |
|---|---|---|---|---|
| Harmonizált műszaki előírások | ✓ EN 13240<br>EN 13229 | EN 16510<br>✓ Ecodesign | ✓ DIN+<br>✓ BImSchV2 | DIBt<br>✓ 15a B-VG 2015 |

| | | |
|---|---|---|
| Termékosztályozás | Type BE | |
| Energetikai hatásfok ($\eta_{nom}$) | 92,2 | % |
| Energiahatékonysági mutató | 123,7 | |
| Energia címke | A+ | |
| Üzemanyag | Darabos fa | |
| Üzemanyag hossza | 180-350 | mm |
| Átlagos üzemanyag – fogyasztás | 1,64 | kg/h |
| Megengedett üzemanyag mennyiség | 2,2 | kg/h |
| Üzemanyag – ellátási intervallum | 1 óra | |
| Az égési levegő mennyisége | 20,8 | $m^3/h$ |
| Névleges teljesítmény ($P_{nom}$) | 5,7 | kW |
| A melegvíz hőcserélő névleges teljesítménye ($P_{W nom}$) | --- | kW |
| Maximális üzemi túlnyomás ($p_w$) | --- | bar |
| Száraz füstgáz tömegáram hő-és áramlástechnikai számításához | 6,4 | g/s |
| Égéstermék-hőmérséklet névleges hőteljesítmény mellett ($T_{nom}$) | 123 | °C |
| A füstgáz hőmérséklete a füstcsonk mögött a névleges hőteljesítménynél | 133 | °C |
| Huzatigény ($p_{nom}$) | 12 | Pa |
| A kémény hőmérsékleti osztálya | T400 | |
| Csatlakozás a közös kéményhez | Igen | |
| Por $O_2$ = 13 % ($PM_{nom}$) | 11 | $mg/Nm^3$ |
| Égéstermék-kibocsátás (CO a füstgázban $O_2$ = 13 %) ($CO_{nom}$) | 0,0705<br>882 | %<br>$mg/Nm^3$ |
| OGC $O_2$ = 13 % ($OGC_{nom}$) | 53 | $mg/Nm^3$ |
| NOx $O_2$ = 13 % ($NO_{Xnom}$) | 118 | $mg/Nm^3$ |
| Automatikus égésszabályozás | --- | |
| Villamosenergia-fogyasztás (*W*) | --- | W |
| Álló légveszteség ($V_h$) | --- | $m^3_N/h$ |
| Szakaszos működésre (INT) / Folytonos működésre (CON) | INT | |

## Alapvető műszaki adatok

| | | | |
|---|---|---|---|
| Fő méretek | Magasság (H)<br>Szélesség (W)<br>Mélység (L) | 1826<br>722<br>456 | mm<br>mm<br>mm |
| Az égéstér méretei | Magasság (H)<br>Szélesség (W)<br>Mélység (L) | 436<br>470<br>210 | mm<br>mm<br>mm |
| Kandalló ajtó méretei | Magasság (H)<br>Szélesség (W)<br>Mélység (L) | 407<br>578<br>307 | mm<br>mm<br>mm |
| A hátsó (oldalsó) bekötés tengelymagassága | | 1519 | mm |
| A melegvíz-cserélő térfogata | | --- | l |
| A füstcső átmérője | | 150 | mm |
| A füstcsőcsonk átmérője ($D_{out}$) | | 150 | mm |
| A külső levegő csatlakozás átmérője | | 125 | mm |
| Súly | | 424 | kg |
| A bemeneti szellőzőrács területe | | --- | $cm^2$ |
| A Kimeneti szellőzőrács területe | | --- | $cm^2$ |

Suchdol nad Odrou, 22. 06. 2023

## Távolság gyúlékony anyagoktól

| | | |
|---|---|---|
| Hátsó fal ($d_R$) | 100 | mm |
| Első ($d_P$) | 800 | mm |
| Első a padlóra ($d_F$) | --- | mm |
| Oldalfal ($d_S$) | 100 | mm |
| Oldalfal üveggel ($d_{S1}$) | 800 | mm |
| Oldalfal – bemélyedése ($d_{S2}$) | --- | mm |
| Oldalfal – elhelyezése 45° ($d_{S3}$) | --- | mm |
| Oldalirányú sugárzás ($d_L$) | --- | mm |
| A padlóról ($d_B$) | --- | mm |
| Mennyezettől ($d_C$) | 800 | mm |

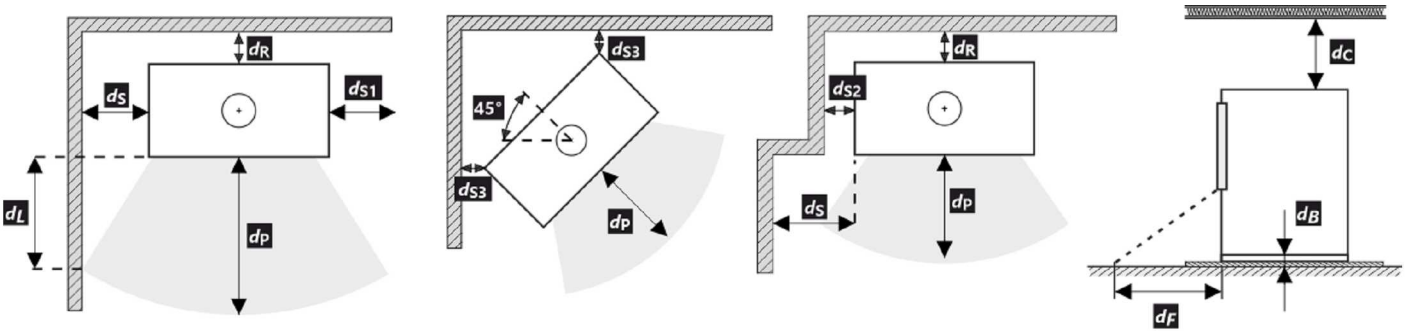


## Távolság nem gyúlékony anyagoktól

| | | |
|---|---|---|
| Hátsó fal ($d_R$) | --- | mm |
| Oldalfal ($d_S$) | --- | mm |

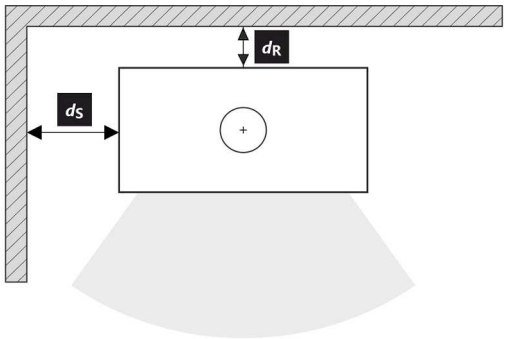

## Декларированные свойства изделия

| | | | | | |
|---|---|---|---|---|---|
| Гармонизированный стандарт | ✓ EN 13240<br>EN 13229 | EN 16510<br>✓ Ecodesign | ✓ DIN+<br>✓ BImSchV2 | DIBt<br>✓ 15a B-VG 2015 | |
| Классификация изделия | | | | Type BE | |
| Коэффициент энергоэффективности ($\eta_{nom}$) | | | | 92,2 | % |
| Индекс энергетического КПД | | | | 123,7 | |
| Этикетка энергетической эффективности | | | | A+ | |
| Топливо | | | | Кусок дерева | |
| Рекомендуемая длина топлива | | | | 180-350 | mm |
| Средний расход топлива | | | | 1,64 | kg/h |
| Допустимая загрузка топлива | | | | 2,2 | kg/h |
| Интервал дополнения топлива | | | | 1 ч | |
| Количество воздуха для горения | | | | 20,8 | $m^3/h$ |
| Номинальная мощность ($P_{nom}$) | | | | 5,7 | kW |
| Номинальная мощность тепловодного теплообменника ($P_{Wnom}$) | | | | --- | kW |
| Максимальное рабочее избыточное давление ($p_w$) | | | | --- | bar |
| Массовый расход сухих дымовых газов для расчёта дымового канала | | | | 6,4 | g/s |
| Температура дымовых газов при номинальной тепловой мощности ($T_{nom}$) | | | | 123 | °C |
| Средняя температура дымовых газов при номинальной тепловой мощности | | | | 133 | °C |
| Рабочая тяга ($p_{nom}$) | | | | 12 | Pa |
| Температурный класс дымовой трубы | | | | T400 | |
| Подключение к общей дымовой трубе | | | | Да | |
| Пыль $O_2$ = 13 % ($PM_{nom}$) | | | | 11 | $mg/Nm^3$ |
| Эмиссия дымовых газов (CO в дымовых газах при $O_2$ = 13 %) ($CO_{nom}$) | | | | 0,0705<br>882 | %<br>$mg/Nm^3$ |
| OGC $O_2$ = 13 % ($OGC_{nom}$) | | | | 53 | $mg/Nm^3$ |
| NOx $O_2$ = 13 % ($NO_{Xnom}$) | | | | 118 | $mg/Nm^3$ |
| Автоматическая регулировка горения | | | | --- | |
| Расход электрической энергии (*W*) | | | | --- | W |
| Постоянная потеря воздуха ($V_h$) | | | | --- | $m^3_N/h$ |
| Прерывистый режим работы (INT) / Непрерывный режим работы (CON) | | | | INT | |

## Основные технические данные

| | | | |
|---|---|---|---|
| Размеры | Высота (H)<br>Ширина (W)<br>Глубина (L) | 1826<br>722<br>456 | mm<br>mm<br>mm |
| Размеры камеры сгорания | Высота (H)<br>Ширина (W)<br>Глубина (L) | 436<br>470<br>210 | mm<br>mm<br>mm |
| Размеры дверки топочной камеры | Высота (H)<br>Ширина (W)<br>Глубина (L) | 407<br>578<br>307 | mm<br>mm<br>mm |
| Высота оси заднего (бокового) отвода | | 1519 | mm |
| Объём тепловодного теплообменника | | --- | l |
| Диаметр дымохода | | 150 | mm |
| Диаметр дымовой горловины ($D_{out}$) | | 150 | mm |
| Диаметр центрального подвода воздуха | | 125 | mm |
| Масса | | 424 | kg |
| Площадь входной вентиляционной решётки | | --- | $cm^2$ |
| Площадь выходной вентиляционной решётки | | --- | $cm^2$ |

## Расстояние до горючих материалов

| | | |
|---|---|---|
| Заднее ($d_R$) | 100 | mm |
| Переднее ($d_P$) | 800 | mm |
| Переднее нижне ($d_F$) | --- | mm |
| Бокове ($d_S$) | 100 | mm |
| Бокове со стеклом ($d_{S1}$) | 800 | mm |
| Бокове – ниша ($d_{S2}$) | --- | mm |
| Бокове – размещение 45° ($d_{S3}$) | --- | mm |
| Боковое излучение ($d_L$) | --- | mm |
| От пола ($d_B$) | --- | mm |
| От потолка ($d_C$) | 800 | mm |

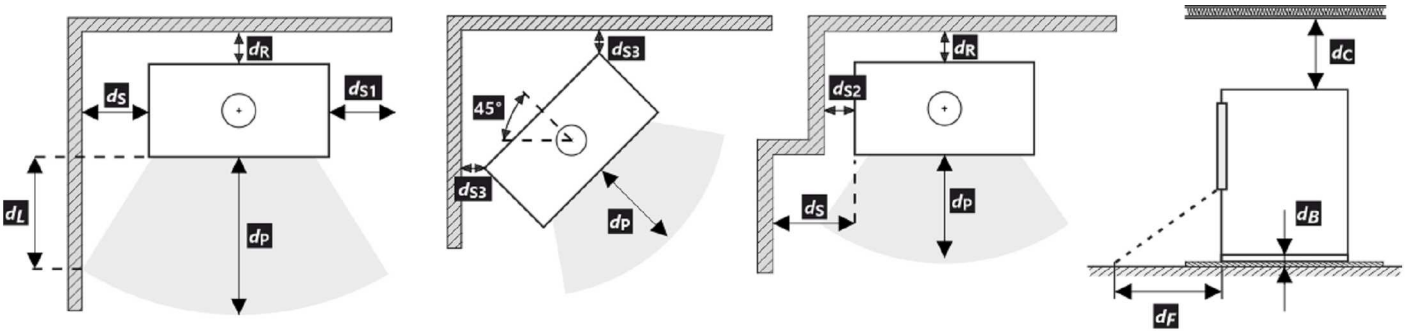


## Расстояние от невоспламеняющихся материалов

| | | |
|---|---|---|
| Заднее ($d_R$) | --- | mm |
| Бокове ($d_S$) | --- | mm |

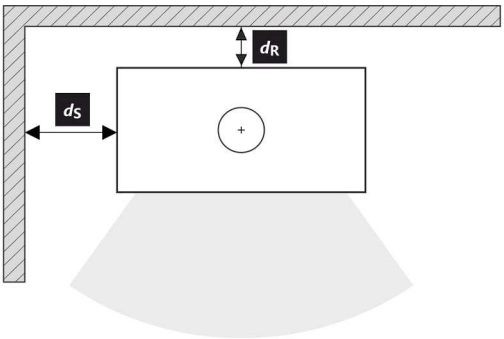

## Deklaracija lastnosti

| | | | | | | | |
|---|---|---|---|---|---|---|---|
| Harmonizirana tehnična specifikacija | ✓ EN 13240<br>EN 13229 | EN 16510<br>✓ Ecodesign | ✓ DIN+<br>✓ BImSchV2 | DIBt<br>✓ 15a B-VG 2015 | | | |
| Klasifikacija izdelka | | | | Type BE | | | |
| Energetska učinkovitost ($\eta_{nom}$) | | | | 92,2 | | | % |
| Indeks energetske učinkovitosti | | | | 123,7 | | | |
| Energijska nalepka | | | | A+ | | | |
| Gorivo | | | | Drva | | | |
| Priporočljiva dolžina goriva | | | | 180-350 | | | mm |
| Povprečna poraba lesa | | | | 1,64 | | | kg/h |
| Dovoljena količina lesa | | | | 2,2 | | | kg/h |
| Interval dobave goriva za nazivno moč | | | | 1 ura | | | |
| Zahtevan zrak za izgorevanje | | | | 20,8 | | | $m^3/h$ |
| Nazivna moč ($P_{nom}$) | | | | 5,7 | | | kW |
| Izhod toplovodnega izmenjevalnika ($P_{Wnom}$) | | | | --- | | | kW |
| Delovni tlak ($p_w$) | | | | --- | | | bar |
| Masni pretok huhih dimnih plinov | | | | 6,4 | | | g/s |
| Srednja temperatura plinov pri nazivni toplotni moči ($T_{nom}$) | | | | 123 | | | °C |
| Srednja temperatura dimnih plinov po grlu pri nazivni toplotni moči | | | | 133 | | | °C |
| Vlek dimnika($p_{nom}$) | | | | 12 | | | Pa |
| Temperaturni razred kamina | | | | T400 | | | |
| Priključek na skupni dimnik | | | | Da | | | |
| Prah $O_2$ = 13 % ($PM_{nom}$) | | | | 11 | | | $mg/Nm^3$ |
| Emisije izgorevalnih plinov (CO v dimne pline pri $O_2$ = 13 %) ($CO_{nom}$) | | | | 0,0705<br>882 | | | %<br>$mg/Nm^3$ |
| OGC $O_2$ = 13 % ($OGC_{nom}$) | | | | 53 | | | $mg/Nm^3$ |
| NOx $O_2$ = 13 % ($NO_{Xnom}$) | | | | 118 | | | $mg/Nm^3$ |
| Avtomatska regulacija gorenja | | | | --- | | | |
| Poraba električne energije (*W*) | | | | --- | | | W |
| Stalna izguba zraka ($V_h$) | | | | --- | | | $m^3_N/h$ |
| Prekinjeno delovanje (INT) / Neprekinjeno delovanje (CON) | | | | INT | | | |

## Osnovni tehnični podatki

| | | | |
|---|---|---|---|
| Dimenzije | Višina (H)<br>Širina (W)<br>Globina (L) | 1826<br>722<br>456 | mm<br>mm<br>mm |
| Dimenzije zgorevalne komore | Višina (H)<br>Širina (W)<br>Globina (L) | 436<br>470<br>210 | mm<br>mm<br>mm |
| Dimenzije vrat peči | Višina (H)<br>Širina (W)<br>Globina (L) | 407<br>578<br>307 | mm<br>mm<br>mm |
| Višina osi zadnjega (stranskega) izpusta | | 1519 | mm |
| Prostornina toplotnega izmenjevalnika | | --- | l |
| Premer priklučka dimne cevi | | 150 | mm |
| Premer dimne cevi ($D_{out}$) | | 150 | mm |
| Zunanji dovod zraka (ZDZ) | | 125 | mm |
| Teža | | 424 | kg |
| Minimalni presek konvektne odprtine za dovod zraka za nazivno moč | | --- | $cm^2$ |
| Minimalni presek konvektne odprtine za odvod zraka za nazivno moč | | --- | $cm^2$ |

## Varna razdalja od vnetljivega materiala

| | | |
|---|---|---|
| Zadaj ($d_R$) | 100 | mm |
| Spredaj ($d_P$) | 800 | mm |
| Spredaj do tal ( ($d_F$) | --- | mm |
| Stran ($d_S$) | 100 | mm |
| Stran s steklom ($d_{S1}$) | 800 | mm |
| Stran – niša ($d_{S2}$) | --- | mm |
| Stran – postavitev pod kotom 45° ($d_{S3}$) | --- | mm |
| Stransko sevanje ($d_L$) | --- | mm |
| Od tal ($d_B$) | --- | mm |
| Od stropa ($d_C$) | 800 | mm |

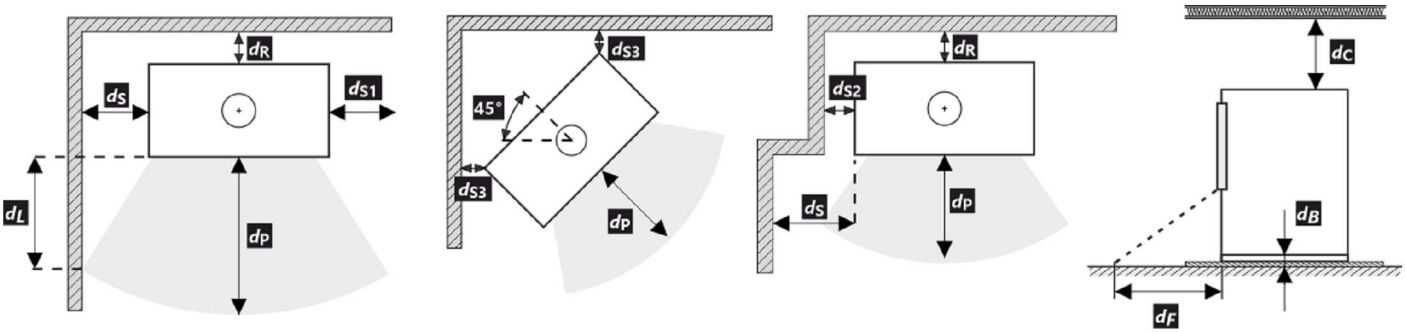


## Varna razdalja od negorljivega materiala

| | | |
|---|---|---|
| Zadaj ($d_R$) | --- | mm |
| Stran ($d_S$) | --- | mm |

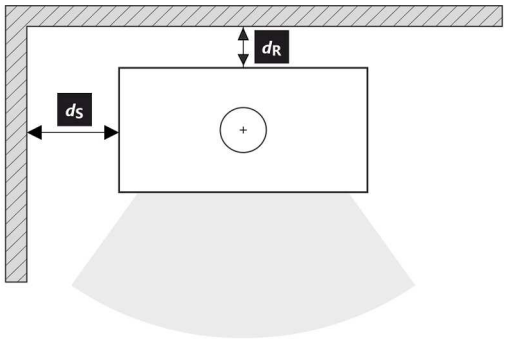

## Declared qualities stated

| | | | | | |
|---|---|---|---|---|---|
| Harmonised technical specification | ✓ EN 13240<br>EN 13229 | EN 16510<br>✓ Ecodesign | ✓ DIN+<br>✓ BImSchV2 | DIBt<br>✓ 15a B-VG 2015 | |
| Classification of appliance | | | | Type BE | |
| Energy efficiency ($\eta_{nom}$) | | | | 92,2 | % |
| The energy efficiency index | | | | 123,7 | |
| Energy label | | | | A+ | |
| Fuel | | | | Wood logs | |
| Fuel length | | | | 180-350 | mm |
| Average fuel consumption | | | | 1,64 | kg/h |
| Allowed fuel dose | | | | 2,2 | kg/h |
| Fuel supply interval | | | | 1 hour | |
| Amount of combustion air | | | | 20,8 | $m^3/h$ |
| Nominal output ($P_{nom}$) | | | | 5,7 | kW |
| Hot-water exchanger output ($P_{Wnom}$) | | | | --- | kW |
| Maximum operating overpressure ($p_w$) | | | | --- | bar |
| Dry flue gas mass flow rate to calculate the flue gas path | | | | 6,4 | g/s |
| Flue gas temperature ($T_{nom}$) | | | | 123 | °C |
| Mean flue gas temperature after throat | | | | 133 | °C |
| Flue draught ($p_{nom}$) | | | | 12 | Pa |
| Chimney temperature class | | | | T400 | |
| Connection to the common chimney | | | | Yes | |
| Dust $O_2$ = 13 % ($PM_{nom}$) | | | | 11 | $mg/Nm^3$ |
| Emissions of gases of sobustion (CO in the flue gases at $O_2$ = 13 %) ($CO_{nom}$) | | | | 0,0705<br>882 | %<br>$mg/Nm^3$ |
| OGC $O_2$ = 13 % ($OGC_{nom}$) | | | | 53 | $mg/Nm^3$ |
| NOx $O_2$ = 13 % ($NO_{Xnom}$) | | | | 118 | $mg/Nm^3$ |
| Automatic regulation unit of burning | | | | --- | |
| Power consumption (*W*) | | | | --- | W |
| Standing air loss ($V_h$) | | | | --- | $m^3_N/h$ |
| Intermittent operation (INT) / Continuous operation (CON) | | | | INT | |

## Basic technical data

| | | | |
|---|---|---|---|
| Principal dimensions | Height (H)<br>Width (W)<br>Length (L) | 1826<br>722<br>456 | mm<br>mm<br>mm |
| Combustion chamber dimensions | Height (H)<br>Width (W)<br>Length (L) | 436<br>470<br>210 | mm<br>mm<br>mm |
| Fireplace door dimensions | Height (H)<br>Width (W)<br>Length (L) | 407<br>578<br>307 | mm<br>mm<br>mm |
| Axis height of the rear (side) outlet | | 1519 | mm |
| Volume of hot-water exchanger | | --- | l |
| Flue diameter | | 150 | mm |
| Diameter of flue throat ($D_{out}$) | | 150 | mm |
| Diameter of external air connection | | 125 | mm |
| Weight | | 424 | kg |
| Area of Inlet ventilation grille | | --- | $cm^2$ |
| Area of Outlet ventilation grille | | --- | $cm^2$ |

## Distances from flammable materials

| | | |
|---|---|---|
| Back ($d_R$) | 100 | mm |
| Front ($d_P$) | 800 | mm |
| Front to the floor ($d_F$) | --- | mm |
| Side ($d_S$) | 100 | mm |
| Side with glass ($d_{S1}$) | 800 | mm |
| Side – niche ($d_{S2}$) | --- | mm |
| Side – location 45° ($d_{S3}$) | --- | mm |
| Side radiation ($d_L$) | --- | mm |
| From the floor ($d_B$) | --- | mm |
| From the ceiling ($d_C$) | 800 | mm |

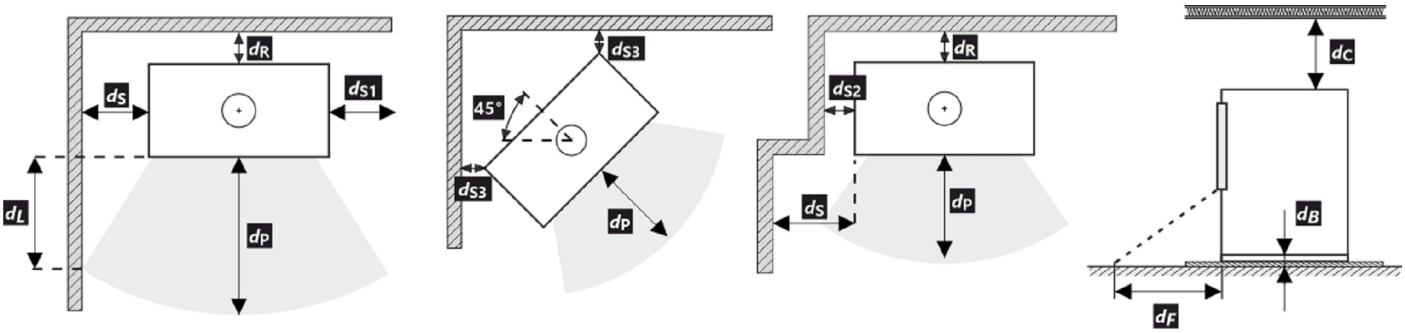


## Distances from nonflammable materials

| | | |
|---|---|---|
| Back ($d_R$) | --- | mm |
| Side ($d_S$) | --- | mm |

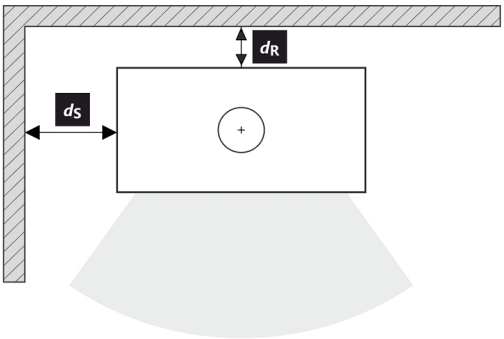

## Deklarierte Produkteigenschaften

| | | | | | |
|---|---|---|---|---|---|
| Harmonisierte technische Spezifikation | ✓ EN 13240<br>EN 13229 | EN 16510<br>✓ Ecodesign | ✓ DIN+<br>✓ BImSchV2 | DIBt<br>✓ 15a B-VG 2015 | |
| Produktklassifizierung | | | | Type BE | |
| Energiewirkundgsgrad ($\eta_{nom}$) | | | | 92,2 | % |
| Energieeffizienzindex | | | | 123,7 | |
| Energielabel | | | | A+ | |
| Brennstoff | | | | Scheitholz | |
| Brennstofflänge | | | | 180-350 | mm |
| Durchschnittlicher Brennstoffverbrauch | | | | 1,64 | kg/h |
| Zulässiger Brennstoffverbrauch | | | | 2,2 | kg/h |
| Brennstofflieferintervall | | | | 1 Stunde | |
| Verbrennungsluftmenge | | | | 20,8 | $m^3/h$ |
| Nennwärmeleistung ($P_{nom}$) | | | | 5,7 | kW |
| Wärmetauscherleistung ($P_{Wnom}$) | | | | --- | kW |
| Maximaler Betriebsüberdruck ($p_w$) | | | | --- | bar |
| Rauchgasmassenstrom (trocken) für die Berechnung der Rauchgaswege | | | | 6,4 | g/s |
| Durchschnittliche Abgastemperatur ($T_{nom}$) | | | | 123 | °C |
| Durchschnittliche Rauchgastemperatur hinter dem Stutzen | | | | 133 | °C |
| Förderdruck ($p_{nom}$) | | | | 12 | Pa |
| Temperaturklasse | | | | T400 | |
| Mehrfachbelegung | | | | Ja | |
| Feinstaub $O_2$ = 13 % ($PM_{nom}$) | | | | 11 | $mg/Nm^3$ |
| Abgasemission (CO in den Abgasen bei $O_2$ = 13 %) ($CO_{nom}$) | | | | 0,0705<br>882 | %<br>$mg/Nm^3$ |
| OGC $O_2$ = 13 % ($OGC_{nom}$) | | | | 53 | $mg/Nm^3$ |
| $NO_X$ $O_2$ = 13 % ($NO_{Xnom}$) | | | | 118 | $mg/Nm^3$ |
| Automatische Abbrandsteuerung | | | | --- | |
| Stromverbrauch (*W*) | | | | --- | W |
| Ständiger Luftverlust ($V_h$) | | | | --- | $m^3_N/h$ |
| Intervallbetrieb (INT) / Dauerbetrieb (CON) | | | | INT | |

## Technische Grunddaten

| | | | |
|---|---|---|---|
| Hauptabmessungen | Höche (H)<br>Breite (W)<br>Tiefe (L) | 1826<br>722<br>456 | mm<br>mm<br>mm |
| Abmessungen der Brennkammer | Höche (H)<br>Breite (W)<br>Tiefe (L) | 436<br>470<br>210 | mm<br>mm<br>mm |
| Abmessungen der Feuerraumtür | Höche (H)<br>Breite (W)<br>Tiefe (L) | 407<br>578<br>307 | mm<br>mm<br>mm |
| Achshöhe hinterer (seitlichen) Rauchrohanschluss | | 1519 | mm |
| Volumen Wärmetauscher | | --- | l |
| Rauchrohrdurchmesser | | 150 | mm |
| Abgasstutzen ($D_{out}$) | | 150 | mm |
| Durchmesser zentrale Luftzufuhr | | 125 | mm |
| Gewicht | | 424 | kg |
| Fläche Zuluftgitter | | --- | $cm^2$ |
| Fläche Abluftgitter | | --- | $cm^2$ |

## Abstand zu brennbaren Materialien

| | | |
|---|---|---|
| Rückwand ($d_R$) | 100 | mm |
| Strahlungsbereich ($d_P$) | 800 | mm |
| Strahlungsbereich zum Boden ($d_F$) | --- | mm |
| Seitenwände ($d_S$) | 100 | mm |
| Seite mit Glas ($d_{S1}$) | 800 | mm |
| Seite – Nische ($d_{S2}$) | --- | mm |
| Seite – Ausrichtung 45° ($d_{S3}$) | --- | mm |
| Seitliche Strahlung ($d_L$) | --- | mm |
| Von dem Boden ($d_B$) | --- | mm |
| Von der Decke ($d_C$) | 800 | mm |

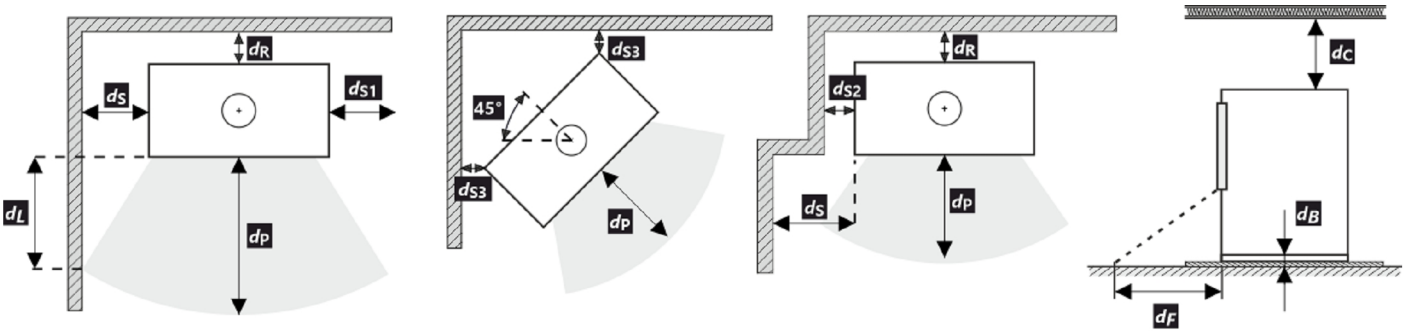


## Abstand zu nicht brennbaren Materialien

| | | |
|---|---|---|
| Rückwand ($d_R$) | --- | mm |
| Seitenwände ($d_S$) | --- | mm |

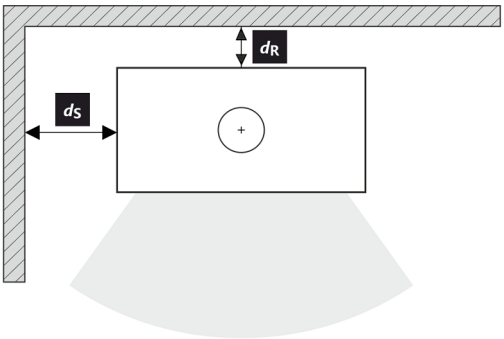

## Caractéristiques déclarées du produit

| | | | | | |
|---|---|---|---|---|---|
| Norme(s) Européennes | ✓ EN 13240<br>EN 13229 | EN 16510<br>✓ Ecodesign | ✓ DIN+<br>✓ BImSchV2 | DIBt<br>✓ 15a B-VG 2015 | |
| Classification de l'appareil | | | | Type BE | |
| Rendement énergétique ($\eta_{nom}$) | | | | 92,2 | % |
| L'indice d'efficacité énergétique EEI | | | | 123,7 | |
| Label énergétique | | | | A+ | |
| Combustible | | | | Bûches | |
| Longueur recommandée de bûches | | | | 180-350 | mm |
| Consommation moyenne de combustible | | | | 1,64 | kg/h |
| Charge en bois autorisé | | | | 2,2 | kg/h |
| Intervalle entre les chargements de combustible | | | | 1 heure | |
| Débit massique des fumées | | | | 20,8 | $m^3/h$ |
| Puissance nominale ($P_{nom}$) | | | | 5,7 | kW |
| Puissance nominale de l'échangeur ($P_{Wnom}$) | | | | --- | kW |
| Surpression maximale de fonctionnement ($p_w$) | | | | --- | bar |
| Débit massique des gaz de combustion secs pour le calcul des gaz de combustion | | | | 6,4 | g/s |
| Température moyenne des résidus de combustion ($T_{nom}$) | | | | 123 | °C |
| Température moyenne des résidus de combustion derrière la sortie | | | | 133 | °C |
| Tirage de conduit de fumée ($p_{nom}$) | | | | 12 | Pa |
| Classe de température | | | | T400 | |
| Raccordement à une cheminée collective | | | | Oui | |
| Poussière $O_2$ = 13 % ($PM_{nom}$) | | | | 11 | $mg/Nm^3$ |
| Résidus de combustion émis (CO dans les résidus de combustion pour $O_2$ = 13 %) ($CO_{nom}$) | | | | 0,0705<br>882 | %<br>$mg/Nm^3$ |
| OGC $O_2$ = 13 % ($OGC_{nom}$) | | | | 53 | $mg/Nm^3$ |
| NOx $O_2$ = 13 % ($NO_{Xnom}$) | | | | 118 | $mg/Nm^3$ |
| Régulation automatique de la combustion | | | | --- | |
| La consommation d'électricité ( *W*) | | | | --- | W |
| Standing air loss ($V_h$) | | | | --- | $m^3_N/h$ |
| Fonctionnement par intermittence (INT) / Service ininterrompu (CON) | | | | INT | |

## Données techniques de base

| | | | |
|---|---|---|---|
| Dimensions principales | Hauteur (H)<br>Largeur (W)<br>Profondeur (L) | 1826<br>722<br>456 | mm<br>mm<br>mm |
| Dimensions de la chambre de combustion | Hauteur (H)<br>Largeur (W)<br>Profondeur (L) | 436<br>470<br>210 | mm<br>mm<br>mm |
| Dimensions de la porte (du foyer) | Hauteur (H)<br>Largeur (W)<br>Profondeur (L) | 407<br>578<br>307 | mm<br>mm<br>mm |
| Hauteur de l'axe de la sortie arrière (latérale) | | 1519 | mm |
| Volume de l'échangeur de chaleur | | --- | l |
| Diamètre du conduit de fumée | | 150 | mm |
| Diamètre de buse d'air de combustion ($D_{out}$) | | 150 | mm |
| Diamètre de l'arrivée d'air centrale | | 125 | mm |
| Poids | | 424 | kg |
| Zone de la grille de ventilation d'entrée | | --- | $cm^2$ |
| Zone de la grille de ventilation de sortie | | --- | $cm^2$ |

## Distance aux matériaux combustibles

| | | |
|---|---|---|
| Arrière ($d_R$) | 100 | mm |
| Avant ($d_P$) | 800 | mm |
| Avant (par rapport au sol) ($d_F$) | --- | mm |
| Latéral ($d_S$) | 100 | mm |
| Latéral avec vitre ($d_{S1}$) | 800 | mm |
| Latéral – niche ($d_{S2}$) | --- | mm |
| Latéral – emplacement 45° ($d_{S3}$) | --- | mm |
| Rayonnement latéral ($d_L$) | --- | mm |
| Depuis le sol ($d_B$) | --- | mm |
| Plafond ($d_C$) | 800 | mm |

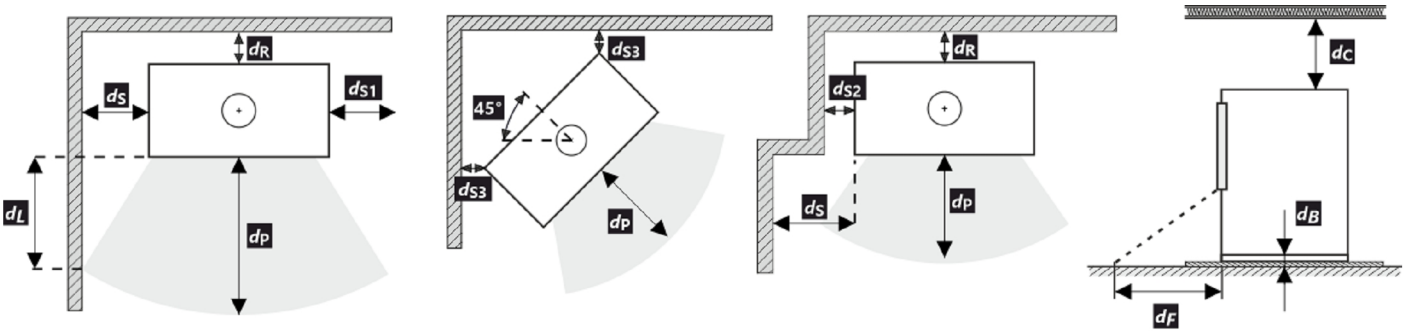


## Distance aux matériaux non-combustibles

| | | |
|---|---|---|
| Arrière ($d_R$) | --- | mm |
| Latéral ($d_S$) | --- | mm |

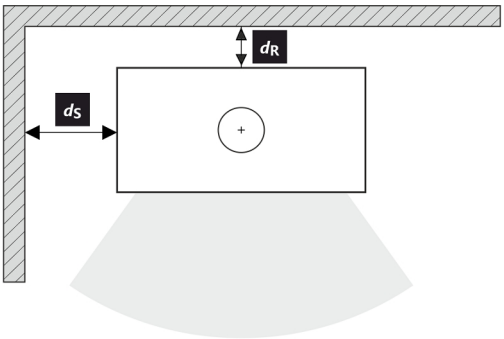

## Proprietà dichiarate del prodotto

| | | | | | |
|---|---|---|---|---|---|
| Specificazioni tecniche armonizzate | ✓ EN 13240<br>EN 13229 | EN 16510<br>✓ Ecodesign | ✓ DIN+<br>✓ BImSchV2 | DIBt<br>✓ 15a B-VG 2015 | |
| Classificazione del prodotto | | | | Type BE | |
| Efficienza energetica ($\eta_{nom}$) | | | | 92,2 | % |
| Indice di efficienza prodotto | | | | 123,7 | |
| Etichetta energetica | | | | A+ | |
| Combustibile | | | | Legna | |
| Combustibile – lunghezza | | | | 180-350 | mm |
| Consumo medio di combustibile | | | | 1,64 | kg/h |
| Dose ammessa di combustibile | | | | 2,2 | kg/h |
| Intervallo di aggiunta di combustibile | | | | 1 ora | |
| Quantità di aria di combustione | | | | 20,8 | $m^3/h$ |
| Protenza nominale ($P_{nom}$) | | | | 5,7 | kW |
| Protenza nominale dello scamniatore di acqua calda ($P_{Wnom}$) | | | | --- | kW |
| Sovrappressione massima di funzionamento ($p_w$) | | | | --- | bar |
| Portata dei fumi di scarico secchi per il calcolo delle condotte dei fumi di scarico | | | | 6,4 | g/s |
| Temperatura dei gas combusti alla potenza calorica nominale ($T_{nom}$) | | | | 123 | °C |
| Temp. media dei gas di scarico al collo alla potenza termica nominale | | | | 133 | °C |
| Tiro di esercizio ($p_{nom}$) | | | | 12 | Pa |
| Classe di temperatura del camino | | | | T400 | |
| Collegamento al camino collettivo | | | | Sí | |
| Polvere $O_2$ = 13 % ($PM_{nom}$) | | | | 11 | $mg/Nm^3$ |
| Emissioni (CO nei gas comburenti all' $O_2$ = 13 %) ($CO_{nom}$) | | | | 0,0705<br>882 | %<br>$mg/Nm^3$ |
| OGC $O_2$ = 13 % ($OGC_{nom}$) | | | | 53 | $mg/Nm^3$ |
| NOx $O_2$ = 13 % ($NO_{Xnom}$) | | | | 118 | $mg/Nm^3$ |
| Controllo automatico della combustione | | | | --- | |
| Consumo di energia elettrica (*W*) | | | | --- | W |
| Perdita d'aria in piedi ($V_h$) | | | | --- | $m^3_N/h$ |
| Funzionamento intermittente (INT) / Funzionamento continuo (CON) | | | | INT | |

## Dati tecnici di base

| | | | |
|---|---|---|---|
| Dimensioni principali | Altezza (H)<br>Larghezza (W)<br>Profondità (L) | 1826<br>722<br>456 | mm<br>mm<br>mm |
| Dimensioni della camera di combustione | Altezza (H)<br>Larghezza (W)<br>Profondità (L) | 436<br>470<br>210 | mm<br>mm<br>mm |
| Dimensioni dello sportello del focolare | Altezza (H)<br>Larghezza (W)<br>Profondità (L) | 407<br>578<br>307 | mm<br>mm<br>mm |
| Altezza dell'asse dell'uscita posteriore (laterale) | | 1519 | mm |
| Volume dello scambiatore di aqua calda | | --- | l |
| Diametro del condotto fumario | | 150 | mm |
| Diametro del gola della canna fumaria ($D_{out}$) | | 150 | mm |
| Diametro dell'afflusso centralizzato di aria | | 125 | mm |
| Peso | | 424 | kg |
| Superficie della griglia di aerazione d'ingresso | | --- | $cm^2$ |
| Superficie della griglia di aerazione d'uscita | | --- | $cm^2$ |

## Distanza di materiali infiammabili

| | | |
|---|---|---|
| Posteriore ($d_R$) | 100 | mm |
| Anteriore ($d_P$) | 800 | mm |
| Anteriore (rispetto al pavimento)($d_F$) | --- | mm |
| Laterali ($d_S$) | 100 | mm |
| Vetrata laterale ($d_{S1}$) | 800 | mm |
| Laterali – nicchia ($d_{S2}$) | --- | mm |
| Laterali – posizione 45° ($d_{S3}$) | --- | mm |
| Radiazione laterale ($d_L$) | --- | mm |
| Dal pavimento ($d_B$) | --- | mm |
| Dal soffitto ($d_C$) | 800 | mm |

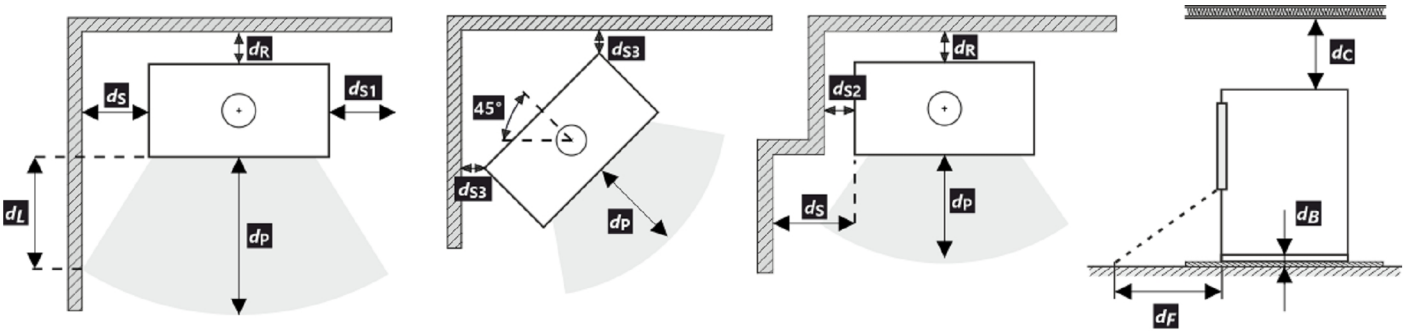


## Distanza di materiali non infiammabili
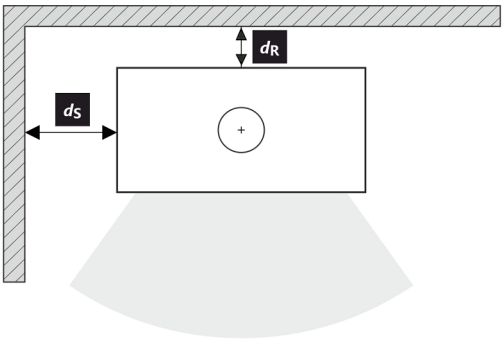
| | | |
|---|---|---|
| Posteriore ($d_R$) | --- | mm |
| Laterali ($d_S$) | --- | mm |